

# MARKETPRO

Stock Lighting Solutions

# STOCK PRODUCT GUIDE

Lighting & Controls

HALO

METALUX

GREENGATE

SURE-LITES

LUMARK



Commercial

Industrial

Residential

 **COOPER**  
Lighting Solutions  
a  **Signify** business

**2025**  
VOL. 1



At Cooper Lighting Solutions, we deliver industry-leading indoor and outdoor lighting products, lighting controls, smart lighting systems, programs and services.



VISIT OUR

# MARKETPRO WEBSITE

Your one-stop shop for tools and resources designed to help grow your business

- ✓ Product Guide
- ✓ E-Commerce Tools
- ✓ Find Utility Rebates
- ✓ Sample Before You Buy
- ✓ Marketing & Training

## READILY-AVAILABLE SOLUTIONS FROM OUR TRUSTED BRANDS

The MarketPro program provides our customers with top selling lighting and controls products from industry-preferred brands for their trusted performance, reliability and quality. These products are in-stock and ready to ship to meet your project needs.



**In-Stock**  
Our essential products are in stock and readily-available to ship



**Top Brands**  
Trusted products from HALO, Metalux, Greengate, Sure-Lites and Lumark



**Proven Best Sellers**  
Contractor preferred top selling lighting and controls products



**Sample Before You Buy**  
Try new products risk free



**Innovation**  
State-of-the-art product innovation, direct mount installation, selectable technology and integrated controls



**Utility Incentives**  
Products qualify for ENERGY STAR® and DLC®, saving money and adding value



**Quick Solutions**  
Easily access our most popular, readily available products through our Quick Spec program



**Training & Education**  
Online and instructor-led classes to expand your lighting and controls knowledge



Visit the MarketPro website to download the product guide

# OUR BRANDS AND THE MARKETS WE SERVE



## RESIDENTIAL

Residential lighting fixtures for single and multi-family construction and remodel projects.



## COMMERCIAL

Lighting and control solutions for healthcare, education, hospitality, retail and office.



## INDUSTRIAL

Lighting and control solutions for warehouses, distribution centers and logistic facilities.



## OUTDOOR

Lighting that provides easy installation, area safety, and energy savings in commercial and industrial spaces.

We deliver a range of innovative and reliable indoor and outdoor lighting and controls product solutions specifically designed to maximize performance, energy efficiency and cost savings.

8		<b>HALO</b>	Recessed & Surface Downlights
32		<b>METALUX</b>	Ambient Commercial & Industrial
42		<b>CONNECTED LIGHTING &amp; CONTROLS</b>	WaveLinx LITE WaveLinx CAT Greengate
50		<b>SURE-LITES</b>	Exit & Emergency
58		<b>LUMARK, LUMARK AP &amp; HALO OUTDOOR</b>	Outdoor Commercial & Industrial

# PRODUCT SPOTLIGHT

At Cooper Lighting Solutions, we build forward-thinking lighting solutions that make people's lives safer, while making buildings, homes, and cities smarter and more sustainable. Learn about our latest lighting solutions and new MarketPro products.

## ▶ HALO HLBT Slim LED Trim

The HLBT Slim LED Trims can be installed in new or remodel recessed housings, matching the design of our popular HLB fixtures. They provide consistent lighting across multiple installation methods.



PAGE 25

## ▶ HALO RL & RA Smart Wi-Fi® Baffle Canless Downlights

The RL and RA Smart LED Baffle Canless Downlights with WiZ Pro allows users to effortlessly illuminate their space with 16 million colors and white tuning through the WiZ app.



Page 30

## ▶ Sure-Lites EBP Battery Packs

When AC power fails, the Sure-Lites EBP LED Emergency Battery Pack automatically switches to emergency mode. The EBP maintains illumination of an LED fixture for a minimum of 90 minutes.



Page 53



# SELECTABLE TECHNOLOGY

Multiple Light Choices, One Fixture.

**Field-Selectable technology** empowers you to take control. Go selectable to choose your way, every time. Adjust color temperatures (CCT) and lumen outputs with the flip of a switch!



Explore **225+**  
selectable products  
from **HALO, Metalux  
and Lumark**



## SELECTABLE COLORS (CCT)

Choose from a wide range of color temperatures to set the ideal lighting scene.



## SELECTABLE LUMENS

Select between the preset lumen outputs to create your optimal lighting experience.

For details visit:

[cooperlighting.com/marketpro](https://cooperlighting.com/marketpro) to download the latest MarketPro Stock Product Guide to find our selection of selectable lighting products.


# PRISM PORTAL

## Our Central Hub for Distributor Business.

Cooper Lighting Solutions PRISM Portal is a digital hub for authorized partners to self-serve reliable product data, place orders, and manage orders. It offers hassle-free access to price and availability, spec sheets, order tracking, invoices, and more!

- Advanced Product Search at Your Fingertips
- Real-Time Pricing & Availability
- Seamless Online Order Entry
- Comprehensive Order Status Tracking

[CLICK HERE](#) to register for PRISM Portal



Explore the PRISM Portal for Streamlined Business Solutions.





Canless  
Downlighting  
p. 9-16



Surface Mount  
Downlighting  
p. 18-23



Recessed LED and  
Traditional Trims  
p. 24-28



Under  
Cabinets  
p. 28



Recessed  
Housings  
p. 29



Smart Wi-Fi  
Lighting  
p. 30-31

# HALO®

## RECESSED LED DOWNLIGHTS

HALO is the industry leader in high-quality recessed downlighting, offering the widest selection of innovative and flexible solutions for your application needs.

## HALO CANLESS DOWNLIGHTING

### GO CANLESS! Installs Virtually Anywhere!

- Field-Selectable color temperatures
- Mounts to drywall or suspended ceilings (no housing required)
- Remote driver/junction box included
- Rated for insulation contact (IC) & non-IC ceilings

#### Quick and Easy Installation




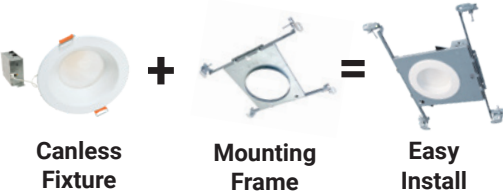
**MORE FLEXIBILITY!**  
**SAVE TIME AND MONEY!**  
**NO HOUSING NEEDED!**



### New Construction Mounting Frames and Smash Plate

For Installing Canless Downlights in New Construction


- Use HALO Mounting Frames/Smash Plates on your next new construction project
- Toolless thumbscrews hold remote driver/jbox to the frame during rough in
- **MF Series** - 4" & 6" rounds with 1/2" drywall collar
- **HL Series** - 3", 4", 6", & 8" rounds that convert to squares with corner knockouts
- **Smash Plate** - Our most cost-effective single frame solution that can fit 3", 4", or 6" HALO Canless Fixtures (convert 4" or 6" openings to squares with corner knockouts)



MF Series



HL Series



Smash Plate

Catalog Number	Description	UPC
MF4RC	4" Round Mounting Frame with 1/2" Drywall Collar	080083268009
MF6RC	6" Round Mounting Frame with 1/2" Drywall Collar	080083268023
HL3RSMF	3" Round/Square Mounting Frame	080083876143
HL4RSMF	4" Round/Square Mounting Frame	080083876167
HL6RSMF	6" Round/Square Canless Mounting Frame	080083876181
HL8RSMF	8" Round/Square Canless Mounting Frame	080083890460
SP346RS	3"/4"/6" Round/Square Smash Plate	080083288236




SLIM CANLESS DOWNLIGHT Product Selection Guide

<div><div></div>Good<div></div>Better<div></div>Best<div></div></div>					
		HLBE & HLBSL	HLBPH	HLB	HLBC/HLBC+
FEATURES/PERFORMANCE	Slim 1/2" Thin	✓	✓	✓	✓
	Size / Shape	4", 6" Round	4", 6" Round	3", 4", 6", 8", 12" Round, Square	4", 6" Round, Square <sup>1</sup>
	Lens	Smooth	Smooth	Low-glare Prismatic	Regresse, Low-glare Prismatic
	Max Lumens (By size @ 3000K)	745, 1,025	805, 1,015	595, 790, 1,020, 2,350, 2,300	975, 1,270 (Lumen Select, Dedicated)
	Color Temperatures (CCT)	3 CCT 27/30/3500K   30/40/5000K, Dedicated: 3000K	5 CCT 27/30/35/40/5000K	5 CCT 27/30/35/40/5000K	5 CCT w/ D2W D2W/27/30/35/40/5000K
CONTROL	Dimming	10% Phase Cut	5% Phase Cut	5% Phase Cut, 0-10V <sup>2</sup>	5% Phase Cut, 0-10V
	Estimated Life Hours	35,000	50,000	50,000	50,000
	Input Voltage	120V	120V	120V, 120-277V	120V, 120-277V
ACCESSORIES	Fits Mounting Frames	✓	✓	✓	✓
	Decorative Overlays <sup>3</sup>	✓	✓	✓	✓ <sup>1</sup>
	Slide-in-Side™ Wire Traps <sup>4</sup>		✓	✓	✓
	Mounting Bar	✓ <sup>5</sup>	✓	✓	✓

<sup>1</sup> Overlay Trims sold separately. <sup>2</sup> Available in QuickLink Low Voltage (Phase Cut or 0-10V) or Smart Wi-Fi® Connected by WiZ Pro versions. <sup>3</sup> Matte Black, Tuscan Bronze, Satin Nickel, Paintable Matte White. <sup>4</sup> Slide-N-Side wire traps eliminate the need to use knockouts in most instances. Pre-wire outside of the jbox, fold down the tab(s), and insert non-metallic sheathed cable into the Slide-N-Side strain relief. <sup>5</sup> Mounting Bars are included with HLBSL but are sold separately for the HLBE Bulk Packs (HLBEMOUNT-12PK).

HLBSL & HLBE Slim Lite  
CANLESS DOWNLIGHTS - 4" & 6"

- Matches the HLBPH with simplified features for budget-conscious installers
- HLBSL:** 3 Color Field-Selectable in 27/30/3500K or 30/40/5000K; **HLBE:** dedicated in 3000K
- Only available in dead-front plastic frame and smooth lens
- Includes LED downlight and remote driver/junction box with mounting bar\*
- 10% Phase Cut (LE/TE) Dimming, 35,000 hrs, 90+ CRI



Selectable CCT

Catalog Number	Description	Replaces	CCT	Voltage	Lumens	Watts	UPC	Energy Star ID
HLBSL4069FS231EMWR	4" Downlight	65W	2700K-3500K	120V	753	10	080083912346	2349484
HLBSL4069FS351EMWR	4" Downlight	65W	3000K-5000K	120V	735	10	080083916368	2349485
HLBSL6099FS231EMWR	6" Downlight	70W	2700K-3500K	120V	955	13	080083912360	2349475, 2349476, 2349477
HLBSL6099FS351EMWR	6" Downlight	70W	3000K-5000K	120V	950	13	080083916382	2349478, 2349479, 2349480

Dedicated CCT & Lumens

Catalog Number	Description	Replaces	CCT	Voltage	Lumens	Watts	UPC	Energy Star ID
HLBE4069301EMWR-12PK*	4" Downlight (12-Pack)	65W	3000K	120V	740	10	080083265503	2405484
HLBE4069301EMWR-24PK*	4" Downlight (24-Pack)	65W	3000K	120V	740	10	080083265527	2405484
HLBE6099301EMWR-12PK*	6" Downlight (12-Pack)	70W	3000K	120V	1,025	13	080083265541	2405486
HLBE6099301EMWR-24PK*	6" Downlight (24-Pack)	70W	3000K	120V	1,025	13	080083265565	2405486

\*HLBE: mounting bar 12 packs sold separately (HLBEMOUNT-12PK).

HLB & HLBPH Slim  
CANLESS DOWNLIGHTS - 3", 4", 6", 8" & 12"

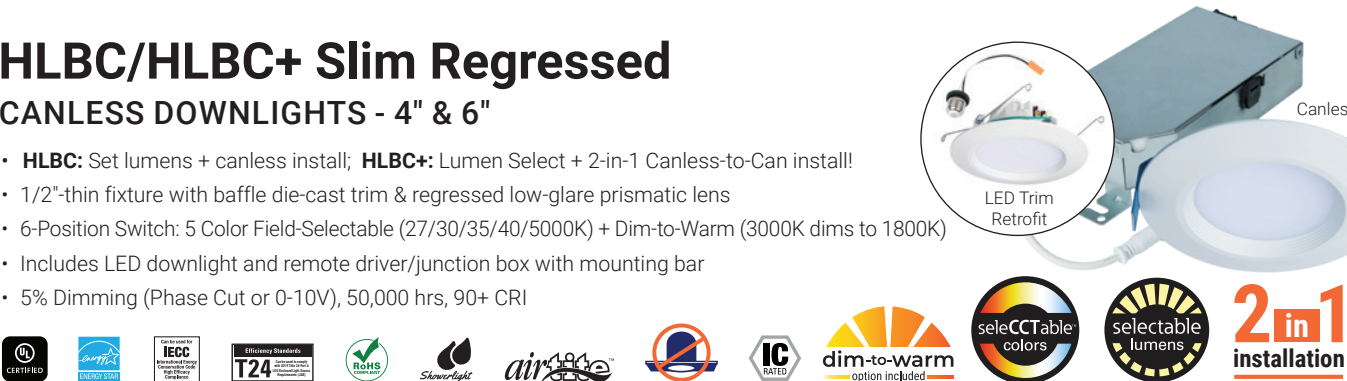
- An ultra-thin flange and sleek 1/2"-thin downlight design that fits under any obstruction
- HLB:** Die-cast trim & low-glare prismatic lens; **HLBPH:** Dead-front trim & smooth lens
- 5 Color Field-Selectable in 27/30/35/40/5000K
- Includes LED downlight and remote driver/junction box with mounting bar
- 5% Dimming (Phase Cut or 0-10V), 50,000 hrs, 90+ CRI



Catalog Number	Description	Replaces	Selectable CCT	Voltage	Lumens	Watts	UPC	Energy Star ID
HLB3059FS1EMWR	3" Downlight, Round	40W	2700K-5000K	120V	575	9	080083151301	2370657
HLB3S059FS1EMWR	3" Downlight, Square	40W	2700K-5000K	120V	595	9	080083151325	N/A
HLB4069FS1EMWR	4" Downlight, Round	65W	2700K-5000K	120V	790	12	080083848140	2322243
HLB4SP069FS1EMWR	4" Downlight, Square (Round Hole)	65W	2700K-5000K	120V	650	10	080083909667	2347583
HLB6099FS1EMWR	6" Downlight, Round	70W	2700K-5000K	120V	1,020	16	080083848164	2322242
HLB6S099FS1EMWR	6" Downlight, Square	70W	2700K-5000K	120V	975	12	080083863389	2331663
HLB8169FS1EMWR	8" Downlight, Round	100W	2700K-5000K	120V	1,760	21	080083150601	2358047
HLB4069FSE010MWR	4" Downlight, Round (0-10V)	65W	2700K-5000K	120-277V	790	11	080083912261	2351376
HLB4S069FSE010MWR	4" Downlight, Square (0-10V)	65W	2700K-5000K	120-277V	725	11	080083912308	N/A
HLB6099FSE010MWR	6" Downlight, Round (0-10V)	70W	2700K-5000K	120-277V	1,060	15	080083912285	2351377
HLB6S099FSE010MWR	6" Downlight, Square (0-10V)	70W	2700K-5000K	120-277V	975	15	080083912322	N/A
HLB8LS9FSE010MWR	8" Downlight, Round (0-10V)	90-150W	2700K-5000K	120-277V	1,400/1,900/2,400 (Lumen Select)	17/25/32	080083083367	2358045
HLB12LS9FSE010MWR	12" Downlight, Round (0-10V)	90-150W	2700K-5000K	120- 277V	1,300/1,900/2,300 (Lumen Select)	17/25/32	080083088782	N/A
HLBPH4069FS1EMWR	4" Downlight, Round	65W	2700K-5000K	120V	805	10	080083190003	2385132
HLBPH6099FS1EMWR	6" Downlight, Round	70W	2700K-5000K	120V	1,015	14	080083190027	2385133

HLBC/HLBC+ Slim Regressed  
CANLESS DOWNLIGHTS - 4" & 6"

- HLBC:** Set lumens + canless install; **HLBC+:** Lumen Select + 2-in-1 Canless-to-Can install!
- 1/2"-thin fixture with baffle die-cast trim & regressed low-glare prismatic lens
- 6-Position Switch: 5 Color Field-Selectable (27/30/35/40/5000K) + Dim-to-Warm (3000K dims to 1800K)
- Includes LED downlight and remote driver/junction box with mounting bar
- 5% Dimming (Phase Cut or 0-10V), 50,000 hrs, 90+ CRI



Catalog Number	Description	Replaces	Selectable CCT	Voltage	Selectable Lumens	Watts	UPC	Energy Star ID
HLBC4LS9FSD2W1EMWR	4" Downlight, 2-in-1 Install	60-70W	2700K-5000K+D2W	120V	600/900	9/13	080083263097	2406536
HLBC4LS9FSD2W1EMWR-CA	4" Downlight, 2-in-1 Install, CA T20	60-70W	2700K-5000K+D2W	120V	600/900	9/13	080083267927	2406535
HLBC4LS9FSD2WE010MWR	4" Downlight, 2-in-1 Install (0-10V)	60-70W	2700K-5000K+D2W	120-277V	600/900	8.5/13	080083263233	2406530
HLBC4LS9FSD2WE010MWR-CA	4" Downlight, 2-in-1 Install, CA T20, (0-10V)	60-70W	2700K-5000K+D2W	120-277V	600/900	8.5/13	080083267965	2406529
HLBC6LS9FSD2W1EMWR	6" Downlight, 2-in-1 Install	70-75W	2700K-5000K+D2W	120V	900/1,200	11/16	080083263219	2406539
HLBC6LS9FSD2W1EMWR-CA	6" Downlight, 2-in-1 Install, CA T20	70-75W	2700K-5000K+D2W	120V	900/1,200	11/16	080083267941	2406538
HLBC6LS9FSD2WE010MWR	6" Downlight, 2-in-1 Install (0-10V)	70-75W	2700K-5000K+D2W	120-277V	900/1,200	11.5/16.5	080083263257	2406534
HLBC6LS9FSD2WE010MWR-CA	6" Downlight, 2-in-1 Install, CA T20 (0-10V)	70-75W	2700K-5000K+D2W	120-277V	900/1,200	11.5/16.5	080083267989	2406532
HLBC4069FSD2W1EMW	4" Downlight, Canless Only	60W	2700K-5000K+D2W	120V	675 (Dedicated)	8	080083263059	2406524
HLBC6099FSD2W1EMW	6" Downlight, Canless Only	70W	2700K-5000K+D2W	120V	1,010 (Dedicated)	12	080083263073	2406527



CANLESS DOWNLIGHT Product Selection Guide



		DOWNLIGHTS			ADJUSTABLES		
		LT-DM	CJB/CJB+	RL-DM, RLFR, RL-DM Night Light	HLA	RA-DM	RL-Slope
FEATURES / PERFORMANCE	Fixture Types	Downlights	Slim Downlight with Attached Jbox + 2-in-1 Canless-to-Can Versions Available	Recessed Downlights, Fire Rated Downlight, & Downlight + Night Light	Gimbal Adjustables (30° Tilt/360° Rotation)	Gimbal Adjustables (35° Tilt/360° Rotation)	Regressed Slope Adjustable (9-45° Tilt)
	Sizes (Round)	3", 4", 6"	4", 6"	4", 6"	3", 4"	4", 6"	4", 6"
	Trim & Lens	Baffle or Smooth Trim w/ Flat Lens	Slim Trim w/ Flat Smooth Lens	Baffle Trim w/ Curved Lens (NL has Transparent Trim)	Low-glare Prismatic or Smooth Lens	Baffle Trim w/ Flat Lens	Deep Baffle Trim w/ Integrated Optic
	Max Lumens (By size @ 3000K)	570, 645, 785	745, 920	955, 1,300 (Lumen Select, Dedicated) (NL: 780, 1,020)	710	790, 775	960, 1,630
	Color Temperatures (CCT)	5CCT 27/30/35/40/5000K Dedicated: 3000K	5 CCT 27/30/35/40/5000K	5 CCT w/ D2W D2W/27/30/35/40/5000K (NL: 2000K)	5 CCT 27/30/35/40/5000K	5 CCT 27/30/35/40/5000K	5 CCT 27/30/35/40/5000K


CONTROL	Dimming Phase Cut (LE/TE)/0-10V	10% Phase Cut¹	10% Phase Cut¹	5% Phase Cut, 0-10V², ³ (NL: 5% Phase Cut - Both zones)	5% Phase Cut	5% Phase Cut³	5% Phase Cut
	Estimated Life Hours	35,000	35,000	70,000 52 (RL & NL: 50,000)	50,000	50,000	50,000
	Input Voltage	120V	120V	120V	120V	120V	120V

HARDWARE	Fits Mounting Frames/Smash Plate	✓	✓	✓	✓	✓	✓
	Decorative Overlays⁴	✓		✓ (RL-DM only)	✓		
	Slide-in-Side™ Wire Traps⁵			✓	✓	✓	✓
	Mounting Bar	✓		✓	✓	✓	✓

¹ LT-DMs are also available in QuickLink Low Voltage (Phase Cut) versions. ² Available in QuickLink Low Voltage (0-10V) versions. ³ Available in Smart Wi-Fi® Connected by WiZ Pro versions. ⁴ Matte Black, Tuscan Bronze, Satin Nicke, Paintable Matte White. ⁵ Slide-N-Side wire traps eliminate the need to remove knockouts. Pre-wire outside of the j-box, fold down the tab, and insert non-metallic sheathed cable into the Slide-N-Side strain relief

LT-DM Recessed Baffle & Smooth Splay Trim  
CANLESS DOWNLIGHTS - 3", 4", & 6"

- Closely mirrors the RL-DM design with simplified features for maximum savings
- Dead-front plastic trim in either baffle or smooth splay and flat lens
- 5 Color Field-Selectable in 27/30/35/40/5000K
- Includes LED downlight and remote driver/junction box with mounting bar
- 10% Dimming (Phase Cut LE/TE), 35,000 hrs, 90+ CRI



Catalog Number	Description	Replaces	Selectable CCT	Voltage	Lumens	Watts	UPC	Energy Star ID
LTC305FS5B	3" Baffle	60W	2700K-5000K	120V	550	6	080083297047	Pending
LTC406FS5B	4" Baffle	60W	2700K-5000K	120V	650	7.2	080083297061	Pending
LTC608FS5B	6" Baffle	60W	2700K-5000K	120V	750	8.5	080083297085	Pending
LTC608B-MF6RC-6PK	6PK KIT: 6" Baffle & Mounting Frames	60W	2700K-5000K	120V	750	8.5	080083297504	Pending

Accessories (optional)

Catalog Number	Description	Finish	UPC
LT30MW	3" Smooth Splay Overlay	Matte White	080083297528
LT40MW	4" Smooth Splay Overlay	Matte White	080083297542
LT60MW	6" Smooth Splay Overlay	Matte White	080083297566
LT30MB	3" Smooth Splay Overlay	Matte Black	080083297580
LT40MB	4" Smooth Splay Overlay	Matte Black	080083297603
LT60MB	6" Smooth Splay Overlay	Matte Black	080083297627



CJB/CJB+ Integrated JBox  
CANLESS DOWNLIGHTS - 4" & 6"

- Standard CJB is canless while the CJB+ features 2-in-1 installation for fast Canless-to-Can conversion!
- Slim flat trim and smooth lens
- 5 Color Field-Selectable in 27/30/35/40/5000K
- 10% Dimming (Phase Cut LE/TE), 35,000 hrs, 90+ CRI



Catalog Number	Description	Replaces	Selectable CCT	Voltage	Lumens	Watts	UPC	Energy Star ID
CJB4069FS1EMWR	4" Downlight, 2-in-1 Install	60W	2700K-5000K	120V	745	8	080083266470	2508445
CJB6099FS1EMWR	6" Downlight, 2-in-1 Install	70W	2700K-5000K	120V	920	9	080083266494	2508446
CJB4069FS1EMWR-6PK	4" Downlight, 2-in-1 Install (6-Pack)	60W	2700K-5000K	120V	745	8	080083266517	2508445
CJB6099FS1EMWR-6PK	6" Downlight, 2-in-1 Install (6-Pack)	70W	2700K-5000K	120V	920	9	080083266531	2508446
CJB4069FS1EMWR-12P	4" Downlight, 2-in-1 Install (12-Pack)	60W	2700K-5000K	120V	745	8	080083266555	2508445
CJB6099FS1EMWR-12P	6" Downlight, 2-in-1 Install (12-Pack)	70W	2700K-5000K	120V	920	9	080083266579	2508446
CJB4069FS1EMW	4" Downlight, Canless Only	60W	2700K-5000K	120V	745	8	080083266234	2508445
CJB6099FS1EMW	6" Downlight, Canless Only	70W	2700K-5000K	120V	920	9	080083266258	2508446
CJB4069FS1EMW-6PK	4" Downlight (6-Pack), Canless Only	60W	2700K-5000K	120V	745	8	080083266272	2508445
CJB6099FS1EMW-6PK	6" Downlight (6-Pack), Canless Only	70W	2700K-5000K	120V	920	9	080083266296	2508446
CJB4069FS1EMW-12PK	4" Downlight (12-Pack), Canless Only	60W	2700K-5000K	120V	745	8	080083266418	2508445
CJB6099FS1EMW-12PK	6" Downlight (12-Pack), Canless Only	70W	2700K-5000K	120V	920	9	080083266432	2508446





RL-DM/RL Night Light  
CANLESS DOWNLIGHTS & RECESSED LED TRIMS - 4" & 6"

- 2 Modes: Downlight for general illumination and Night Light with gentle glow (2000K)
- Dead-front plastic trim with smooth splay and curved lens
- 6-Position Switch: 5 Color Field-Selectable (27/30/35/40/5000K) + Dim-to-Warm (3000K dims to 1800K); Night Light CCT: Warm glow 2000K
- 5% Dimming (Phase Cut LE/TE), 70,000 hrs, 90+ CRI



Canless LED Downlights with remote/driver/junction box

Catalog Number	Description	Replaces	Selectable CCT	Voltage	Lumens	Watts	UPC	Energy Star ID
RLNL4079FSD2W1EWHDM	4" Night Light + Downlight	65W	2700K-5000K + D2W + Night Light (2000K)	120V	780	9	080083265039	2403400
RLNL6109FSD2W1EWHDM	6" Night Light + Downlight	70W	2700K-5000K + D2W+ Night Light (2000K)	120V	1,020	12	080083265053	2403403

Recessed LED Trims with E26 medium socket adapter, and mounting hardware (4"-friction blades and 5"/6"-torsion springs & friction blades)

Catalog Number	Description	Replaces	Selectable CCT	Voltage	Lumens	Watts	UPC	Energy Star ID
RLNL4079FSD2W1EWH	4" Night Light + Downlight Trim	65W	2700K-5000K + D2W + Night Light (2000K)	120V	775	8	080083268047	2409525
RLNL56109FSD2W1EWH	5"/6" Night Light + Downlight Trim	75W	2700K-5000K + D2W + Night Light (2000K)	120V	1,065	11	080083268061	2409524

RL-DM Recessed Baffle Trim  
CANLESS DOWNLIGHTS - 4" & 6"

- The perfect balance of value and visual comfort, available as a canless direct mount
- Die-cast aluminum baffle trim with curved lens and selectable lumen options
- 6-Position Switch: 5 Color Field-Selectable (27/30/35/40/5000K) + Dim-to-Warm (3000K dims to 1800K)
- LED downlight with remote driver/junction box
- 5% Phase Cut (LE/TE) Dimming, 70,000 hrs, 90+ CRI



Catalog Number	Description	Replaces	Selectable CCT	Voltage	Lumens	Watts	UPC	Energy Star ID
RL4LS9FSD2W1EWHDM	4" Baffle Downlight	60-70W	2700K-5000K+D2W	120V	600/900	7.5/11.5	080083258901	2403141
RL6069FSD2W1EWHDM	6" Baffle Downlight	60W	2700K-5000K+D2W	120V	750 (Dedicated)	7	080083258963	2402947
RL6LS9FSD2W1EWHDM	6" Baffle Downlight	70-75W	2700K-5000K+D2W	120V	900/1,200	10/14	080083258987	2403144

HLA Adjustable Gimbal  
CANLESS DOWNLIGHTS - 4"

- Aim lighting where you want it with 360° of rotation and 30° of tilt
- Ideal for shallow plenum spaces - requires only 1-1/2" above the ceiling
- 5 Color Field-Selectable in 27/30/35/40/5000K
- Includes LED downlight and remote driver/junction box with mounting bar
- 5% Dimming (Phase Cut LE/TE), 50,000 hrs, 90+ CRI



Catalog Number	Description	Replaces Up To	Selectable CCT	Voltage	Lumens	Watts	UPC	Energy Star ID
HLA406FL9FS1EMWR	4" Adjustable Direct Mount	60W	2700K-5000K	120V	710	11	080083882960	2341271
HLA406VWFL9FS1EMWR	4" Adjustable Direct Mount	60W	2700K-5000K	120V	710	11	080083863600	2333844

RA-DM Baffle Trim Adjustable Gimbal  
CANLESS DOWNLIGHTS - 4" & 6"

- Aim lighting where you want it with 360° of rotation and 35° of tilt
- Regressed baffle for increased cutoff
- 6-Position Switch: 5-Color Field-Selectable (27/30/35/40/5000K) + Dim-to-Warm (3000K dims to 1800K)
- Includes LED downlight and remote driver/junction box with mounting bar
- 5% Dimming (Phase Cut LE/TE), 50,000 hrs, 90+ CRI



Catalog Number	Description	Replaces	Selectable CCT	Voltage	Selectable Lumens	Watts	UPC	Energy Star ID
RA4LS9FSD2W1EWHDM	4" Adjustable Baffle Downlight	65W	2700K-5000K + D2W	120V	600/900	9	080083283019	2351865
RA6LS9FSD2W1EWHDM	6" Adjustable Baffle Downlight	65W	2700K-5000K + D2W	120V	600/900	9	080083283033	2351876

RLS Slope Recessed Baffle Trim Adjustable  
CANLESS DOWNLIGHTS - 4" & 6"

- Tilt the adjustment mechanism from 9° to 45° to match ceiling pitches from 2/12 to 12/12
- Better lighting and improved visual comfort with its integrated optic and regressed light engine
- 5 Color Field-Selectable in 27/30/35/40/5000K
- Includes LED downlight and remote driver/junction box with mounting bar
- 5% Dimming (Phase Cut LE/TE), 50,000 hrs, 90+ CRI



Catalog Number	Description	Replaces	Selectable CCT	Voltage	Lumens	Watts	UPC	Energy Star ID
RLS4099FS1EWHDMR	4" Slope Ceiling Recessed Downlight, white	70W	2700K-5000K	120V	960	11	080083190300	2382794
RLS6159FS1EWHDMR	6" Slope Ceiling Recessed Downlight, white	150W	2700K-5000K	120V	1,630	19	080083190324	2382795
RLS4099FS1EMBDMR	4" Slope Ceiling Recessed Downlight, black	70W	2700K-5000K	120V	960	11	080083293452	2382794
RLS6159FS1EMBDMR	6" Slope Ceiling Recessed Downlight, black	150W	2700K-5000K	120V	1,630	19	080083293476	2382795



RLFR Fire-rated Recessed Baffle Trim  
CANLESS DOWNLIGHTS - 4" & 6"

- Prevent the passage of flames & toxic gases for up to 2 hours
- Die-cast aluminum baffle trim and curved lens
- 5 Color Field-Selectable in 27/30/35/40/5000K
- Includes LED downlight and remote driver/junction box with mounting bar
- 5% Dimming (Phase Cut LE/TE), 50,000 hrs, 90+ CRI



Catalog Number	Description	Finish	Replaces	Selectable CCT	Voltage	Lumens	Watts	UPC	Energy Star ID
RLFRC4FS	4" Fire Rated Baffle Downlight, white	White	70W	2700K-5000K	120V	1,000	11	080083295838	3549872
RLFRC4FSMBB	4" Fire Rated Baffle Downlight, black	Black	70W	2700K-5000K	120V	900	11	080083295876	3549872
RLFRC6FS	6" Fire Rated Baffle Downlight, white	White	75W	2700K-5000K	120V	1,400	13	080083295852	3549873
RLFRC6FSMBB	6" Fire Rated Baffle Downlight, black	Black	75W	2700K-5000K	120V	1,200	13	080083295890	3549873

# HALO®

## 4" Junction Box Housing

The solution for new construction fire-rated ceilings

Suitable for use in fire-rated ceiling construction that requires up to 2-hour protection per International Building Code Section 714.

Compatible with all 4" HALO LED Trims

Compatible with any HALO Surface Mount Fixture

[CLICK HERE](#) to learn more

JBox Housing - 4"

- For use with all 4" HALO Recessed LED Trims and any HALO Surface Mount Fixture
- Meets UL514A Metallic Outlet Box
- Pass-N-Thru™ hangar bars allow for toolless shortening in tight spaces (7" to 24")
- For installation in insulated contact (IC) and non-IC ceilings
- All-Nail!™ preinstalled nail and integral T-grid clips allow for easy single-person installation



Catalog Number	Description	Voltage	UPC
JB4FR2	4" Junction Box Housing for use in standard or fire-rated ceilings	120-277V	080083290307

1. Use with T24-listed LED trims or surface mount fixtures.  
2. Can be used to meet requirement when used with AIR-TITE or wet location-listed LED trim or surface mount fixture.

Source Lighting Education Center

The benchmark for lighting educational facilities and programs for 30 years.



Expand Your Knowledge!

The SOURCE is an excellent resource for training and professional development. As the industry's leading lighting educational facility, the SOURCE offers numerous online and instructor-led courses and workshops for those wanting to expand their lighting and controls knowledge.



- Instructor-led Classes
- Free Online Courses
- Continuing Education
- reSource Articles

To start learning today, visit:  
[cooperlighting.com/global/resources/source-lighting-education](https://cooperlighting.com/global/resources/source-lighting-education)

HALO SURFACE MOUNT DOWNLIGHTING

Suitable for a variety of applications!

- Below the ceiling installation with no plates or clips required
- Designed for square, octagon, pancake or round junction boxes
- Ideal for closets, storage areas, attics and basements

Quick and Easy Installation



HALO SURFACE MOUNT DOWNLIGHT Product Selection Guide

<div><div></div><div>Good</div><div></div><div>Better</div><div></div><div>Best</div><div></div></div>								
FEATURES/PERFORMANCE	Size / Shape	HLCE 4", 6" w/ Motion Round	HLS 4", 6", 9", 9" w/ Motion Round	FM 8", 11", 15" Round	JBD 4" Round, Square	SMD 4", 6", 12" Round, Square	SLD 4", 6" Round	SMX 14", 18" Round, Square
	Trim & Lens	Curved Trim & Lens	Chamfered edge	Full-lensed Flushmount	Interchangeable Flat/Baffle, Round/Square Trims or Full Lens Diffuser	Square-Edge Trim & Flat Lens	Beveled Trim & Flat Low-glare Prismatic Lens	Edgeless Wraparound Trim & Flat Lens
	Max Lumens (By size @ 3000K)	820, 965	945, 1,330	920, 1,250, 1,510	715	740, 790, 2,240	635, 1,300	Lumen Select 1,200/1,600/2,000 1,500/2,000/2,500
	Color Temperatures (CCT)	<b>5 CCT</b> 27/30/35/40/ 5000K <b>Dedicated:</b> 3000K, 4000K, 5000K	<b>5 CCT</b> 27/30/35/40/ 5000K <b>Dedicated:</b> 3000K, 4000K, 5000K	<b>3 CCT</b> 30/40/5000K, <b>5 CCT</b> 27/30/35/40/ 5000K	<b>5 CCT</b> 27/30/35/ 40/5000K	<b>5 CCT</b> 27/30/35/ 40/5000K	<b>5 CCT</b> 27/30/35/ 40/5000K	<b>5 CCT</b> 27/30/35/ 40/5000K
CONTROL	Dimming Phase Cut (LE/TE) / 0-10V	10% Phase Cut <sup>1</sup>	10% Phase Cut <sup>1</sup>	10% Phase Cut	5% Phase Cut	5% Phase Cut, 0-10V	5% Phase Cut, 0-10V	5% Phase Cut, 0-10V
	Estimated Life Hours	35,000	35,000	50,000	50,000	50,000	50,000	50,000
	Input Voltage	120V	120V	120V	120V	120V, 120-277V	120V, 120-277V	120V, 120-277V
HARDWARE	Decorative Overlays <sup>2</sup>	✓			✓	✓	✓	✓

<sup>1</sup> Motion sensing downlights are not dimmable.  
<sup>2</sup> Matte Black, Tuscan Bronze, Satin Nickel, Paintable Matte White.

HALO SURFACE MOUNT DOWNLIGHTING

HLCE Disk Lights  
SURFACE MOUNT DOWNLIGHTS - 4" & 6"

- Damp-rated ultra-thin surface mount disk downlight with fast installation
- Installs in most 3-1/2" or 4" ceiling junction and pancake boxes (or retrofits into housings)
- 5 Color Field-Selectable in 27/30/35/40/5000K; dedicated in 3000K, 4000K, or 5000K
- Includes LED Downlight, jbox mounting and wiring hardware, and housing retrofit kit in non-California versions
- 10% Dimming (Phase Cut LE/TE), 50,000 hrs, 90+ CRI
- NEW! Decorative overlays are available through MarketPro online



Selectable 5-CCT

Catalog Number	Description	Replaces	CCT	Voltage	Lumens	Watts	UPC	Energy Star ID
HLCE4079FS1E	4" Disk Light (Damp-listed)	70W	2700K-5000K	120V	1040	9	080083286904	3477929
HLCE4079FS1E-12P	4" Disk Light (Damp-listed) (12-Pk)	70W	2700K-5000K	120V	1040	9	080083286706	3477930
HLCE4079FS1E-18P	4" Disk Light (Damp-listed) (18-Pk)	70W	2700K-5000K	120V	1040	9	080083286744	3477930
HLCE4079FS1E-CA	4" Disk Light (Damp-listed), CA T20	70W	2700K-5000K	120V	1040	9	080083286942	3477931
HLCE4079FS-12P-CA	4" Disk Light (Damp-listed) (12-Pk), CA T20	70W	2700K-5000K	120V	1040	9	080083286782	3477931
HLCE4079FS-18P-CA	4" Disk Light (Damp-listed) (18-Pk), CA T20	70W	2700K-5000K	120V	1040	9	080083286829	3477931
HLCE6129FS1E	6" Disk Light (Damp-listed)	75W	2700K-5000K	120V	1220	10	080083286928	3477933
HLCE6129FS1E-12P	6" Disk Light (Damp-listed) (12-Pk)	75W	2700K-5000K	120V	1220	10	080083286720	3477934
HLCE6129FS1E-18P	6" Disk Light (Damp-listed) (18-Pk)	75W	2700K-5000K	120V	1220	10	080083286768	3477934
HLCE6129FS1E-CA	6" Disk Light (Damp-listed), CA T20	75W	2700K-5000K	120V	1220	10	080083286966	3477932
HLCE6129FS-12P-CA	6" Disk Light (Damp-listed) (12-Pk), CA T20	75W	2700K-5000K	120V	1220	10	080083286805	3477932
HLCE6129FS-18P-CA	6" Disk Light (Damp-listed) (18-Pk), CA T20	75W	2700K-5000K	120V	1220	10	080083286843	3477932

Dedicated CCT & Lumens

Catalog Number	Description	Replaces	CCT	Voltage	Lumens	Watts	UPC	Energy Star ID
HLCE4079301EWH-12P	4" Disc Light (Damp-listed) (12-Pack)	70W	3000K	120V	815	10.8	080083276806	2470915
HLCE4079301EWH-18P	4" Disc Light (Damp-listed) (18-Pack)	70W	3000K	120V	815	10.8	080083276844	2470915
HLCE407930-12P-CA	4" Disk Light (Damp-listed) (12-Pk), CA T20	70W	3000K	120V	815	10.8	080083276882	2470916
HLCE407930-18P-CA	4" Disk Light (Damp-listed) (18-Pk), CA T20	70W	3000K	120V	815	10.8	080083276929	2470916
HLCE4079401EWH-12P	4" Disc Light (Damp-listed) (12-Pack)	70W	4000K	120V	810	10.3	080083287208	2839424
HLCE4079401EWH-18P	4" Disc Light (Damp-listed) (18-Pack)	70W	4000K	120V	810	10.3	080083287246	2839424
HLCE407940-12P-CA	4" Disk Light (Damp-listed) (12-Pk), CA T20	70W	4000K	120V	810	10.3	080083287284	2839423
HLCE407940-18P-CA	4" Disk Light (Damp-listed) (18-Pk), CA T20	70W	4000K	120V	810	10.3	080083287321	2839423
HLCE4079501EWH-12P	4" Disc Light (Damp-listed) (12-Pack)	70W	5000K	120V	820	10.4	080083287369	2839422
HLCE4079501EWH-18P	4" Disc Light (Damp-listed) (18-Pack)	70W	5000K	120V	820	10.4	080083287406	2839422
HLCE6099301EWH-12P	6" Disc Light (Damp-listed) (12-Pack)	75W	3000K	120V	940	13.6	080083276820	2470917
HLCE6099301EWH-18P	6" Disc Light (Damp-listed) (18-Pack)	75W	3000K	120V	940	13.6	080083276868	2470917
HLCE609930-12P-CA	6" Disk Light (Damp-listed) (12-Pk), CA T20	75W	3000K	120V	940	13.6	080083276905	2470918
HLCE609930-18P-CA	6" Disk Light (Damp-listed) (18-Pk), CA T20	75W	3000K	120V	940	13.6	080083276943	2470918
HLCE6099401EWH-12P	6" Disc Light (Damp-listed) (12-Pack)	70W	4000K	120V	990	13.2	080083287222	2839426
HLCE6099401EWH-18P	6" Disc Light (Damp-listed) (18-Pack)	70W	4000K	120V	990	13.2	800083287260	2839426
HLCE609940-12P-CA	6" Disk Light (Damp-listed) (12-Pk), CA T20	70W	4000K	120V	990	13.2	080083287307	2839425
HLCE609940-18P-CA	6" Disk Light (Damp-listed) (18-Pk), CA T20	70W	4000K	120V	990	13.2	080083287345	2839425
HLCE6099501EWH-12P	6" Disk Light (Damp-listed) (12-Pk)	70W	5000K	120V	985	13.1	080083287383	2839427
HLCE6099501EWH-18P	6" Disk Light (Damp-listed) (18-Pk)	70W	5000K	120V	985	13.1	080083287420	2839427



HLS Disk Lights  
SURFACE MOUNT DOWNLIGHTS - 4", 6", & 9"

- Wet-rated ultra-thin disk light with chamfered rim (9" motion sensing version available)
- Installs in most 3-1/2" or 4" ceiling junction and pancake boxes (or retrofits into housings)
- 5 Color Field-Selectable in 27/30/35/40/5000K; dedicated in 3000K, 4000K, or 5000K
- Includes LED Downlight, jbox mounting and wiring hardware, and housing retrofit kit in non-California versions
- 10% Dimming (Phase Cut LE/TE), 50,000 hrs, 90+ CRI
- NEW! Decorative overlays are available through MarketPro online



Selectable 5-CCT

Catalog Number	Description	Replaces	CCT	Voltage	Lumens	Watts	UPC	Energy Star ID
HLS4079FS1E-6BP	4" Disk Light (6-Pk)	65W	2700K-5000K	120V	750	9	080083286980	3531006
HLS4079FS1E-12BP	4" Disk Light (12-Pk)	65W	2700K-5000K	120V	750	9	080083287000	3531006
HLS6099FS1E-6BP	6" Disk Light (6-Pk)	70W	2700K-5000K	120V	900	10.6	080083287024	3531008
HLS6099FS1E-12BP	6" Disk Light (12-Pk)	70W	2700K-5000K	120V	900	10.6	080083287048	3531008
HLS9129FS1E	9" Disk Light	75W	2700K-5000K	120V	1,200	16.1	080083287062	N/A
HLS9129FS1E-CA	9" Disk Light, CA T20	75W	2700K-5000K	120V	1,200	16.1	080083287086	N/A
HLSMS9129FS1E	9" Disk Light with Motion Sensor	75W	2700K-5000K	120V	1,200	16	080083287109	N/A
HLSMS9129FS1E-CA	9" Disk Light with Motion Sensor, CA T20	75W	2700K-5000K	120V	1,200	16	080083287123	N/A

Dedicated CCT & Lumens

Catalog Number	Description	Replaces	CCT	Voltage	Lumens	Watts	UPC	Energy Star ID
HLS4079301EWH-6BP	4" Disk Light (6-Pk)	70W	3000K	120V	765	12	080083256662	2401097
HLS4079301EWH-12BP	4" Disk Light (12-Pk)	70W	3000K	120V	765	12	080083256723	2401097
HLS4079301EWH-6BP-CA	4" Disk Light (6-Pk), CA T20	70W	3000K	120V	765	12	080083257041	2401093
HLS4079301EWH-12BP-CA	4" Disk Light (12-Pk), CA T20	70W	3000K	120V	765	12	080083257102	2401093
HLS4079401EWH-6BP	4" Disk Light (6-Pk)	75W	4000K	120V	765	12	080083256686	2401095
HLS4079401EWH-6BP-CA	4" Disk Light (6-Pk), CA T20	75W	4000K	120V	765	12	080083257065	2401096
HLS4079501EWH-6BP	4" Disc Light (6-Pk)	70W	5000K	120V	790	12	080083256709	2401094
HLS4079501EWH-6BP-CA	4" Disk Light (6-Pk), CA T20	70W	5000K	120V	790	12	080083257089	2401094
HLS6099301EWH-6BP	6" Disc Light (6-Pack)	70W	3000K	120V	925	15.4	080083256785	2401101
HLS6099301EWH-12BP	6" Disc Light (6-Pk)	70W	3000K	120V	925	15.4	080083256846	2401101
HLS6099301EWH-6BP-CA	6" Disk Light (6-Pk), CA T20	70W	3000K	120V	925	15.4	080083257164	2401103
HLS6099301EWH-12BP-CA	6" Disk Light (12-Pk), CA T20	70W	3000K	120V	925	15.4	080083257225	2401103
HLS6099401EWH-6BP	6" Disc Light (6-Pk)	75W	4000K	120V	945	15.4	080083256808	2401102
HLS6099401EWH-6BP-CA	6" Disk Light (6-Pk), CA T20	75W	4000K	120V	945	15.4	080083896462	2401102
HLS6099501EWH-6BP	6" Disc Light (6-Pk)	75W	5000K	120V	970	15.6	080083256822	2401103
HLS9129301EWH	9" Disc Light	75W	3000K	120V	1,245	18	080083256907	2401113
HLS9129401EWH	9" Disc Light	75W	4000K	120V	1,295	18	080083256921	2401111
HLS9129301EWH-CA	9" Disk Light, CA T20	75W	3000K	120V	1,245	18	080083257287	2401110
HLS9129401EWH-CA	9" Disk Light, CA T20	75W	4000K	120V	1,295	18	080083257300	2401112
HLSMS9129301EWH	9" Disk Light with Motion Sensor	75W	3000K	120V	1,265	18	080083256969	2401115
HLSMS9129401EWH	9" Disk Light with Motion Sensor	75W	4000K	120V	1,330	18	080083256983	2401119
HLSMS9129301EWH-CA	9" Disk Light with Motion Sensor, CA T20	75W	3000K	120V	1,265	18	080083257348	2401120
HLSMS9129401EWH-CA	9" Disk Light with Motion Sensor, CA T20	75W	4000K	120V	1,330	18	080083257362	2401117

FM Full-lensed  
FLUSHMOUNTS - 8", 11", & 15"

- LED flushmount installs in most 3-1/2" or 4" junction boxes or retrofits 5" and 6" recessed housings
- Round die-formed lens design with 360-degrees of light distribution
- 3 Color Field-Selectable in 30/40/5000K (8" fixture) or 5 Color Field-Selectable in 27/30/35/40/5000K (11" & 15" fixtures)
- Includes LED Downlight, jbox mounting and wiring hardware, and housing retrofit kit
- 10% Dimming (Phase Cut LE/TE), 50,000 hrs, 90+ CRI



Catalog Number	Description	Replaces	Selectable CCT	Voltage	Lumens	Watts	UPC	Energy Star ID
FM89S1EWHR	8" Flushmount	70W	3000K-5000K	120V	920	10	080083256587	2399871
FM119S1EWHR	11" Flushmount	75W	2700K-5000K	120V	1,250	18	080083257706	2399874
FM159S1EWHR	15" Flushmount	100W	2700K-5000K	120V	1,510	14	080083257720	2399877

JBD Slim  
SURFACE MOUNT DOWNLIGHTS - 4"

- Ultra-thin surface mount downlight with smooth flat lens
- Ceiling or wall mounting in compatible 4" junction boxes or recessed housings
- Interchangeable round, square, and full-lensed designer trims in multiple finishes
- 5 Color Field-Selectable in 27/30/35/40/5000K
- Includes LED Downlight, jbox mounting and wiring hardware, and housing retrofit kit in non-California versions
- 5% Dimming (Phase Cut LE/TE), 50,000 hrs, 90+ CRI



Catalog Number	Description	Finish	Replaces	Selectable CCT	Voltage	Lumens	Watts	UPC	Energy Star ID
JBD4079FS1EWH	4" Slim Light w/ Matte White Trim	White	65W	2700K-5000K	120V	715	10	080083283514	2567962
JBD4079FS1EWH-CA	4" Slim Light w/ Matte White Trim, CA T20	White	65W	2700K-5000K	120V	715	10	080083285631	2567961



Accessories (optional)

Catalog Number	Description	Finish	UPC
JBD4TRMMW	4" Round Flat Trim	Matte White	080083283538
JBD4TRMMB	4" Round Flat Trim	Matte Black	080083283590
JBD4TRMSN	4" Round Flat Trim	Satin Nickel	080083283552
JBD4TRMTBZ	4" Round Flat Trim	Tuscan Bronze	080083283576
JBD4STRMMW	4" Square Flat Trim	Matte White	080083285679
JBD4STRMMB	4" Square Flat Trim	Matte Black	080083285730
JBD4STRMSN	4" Square Flat Trim	Satin Nickel	080083285693
JBD4STRMTBZ	4" Square Flat Trim	Tuscan Bronze	080083285716
JBD4TRMMWB	4" Round Baffle Trim	Matte White	080083291311
JBD4TRMMBB	4" Round Baffle Trim	Matte Black	080083291373
JBD4TRMSNB	4" Round Baffle Trim	Satin Nickel	080083291335
JBD4TRMTBZB	4" Round Baffle Trim	Tuscan Bronze	080083291359
JBD4STRMMWB	4" Square Baffle Trim	Matte White	080083291397
JBD4STRMMBB	4" Square Baffle Trim	Matte Black	080083291458
JBD4STRMSNB	4" Square Baffle Trim	Satin Nickel	080083291410
JBD4STRMTBZB	4" Square Baffle Trim	Tuscan Bronze	080083291434
JBD4DIFF	4" Full Lens Diffuser	Diffuser	080083283613

Smooth Flat Trims



Regressed Baffle Trims





SMD Square Edge  
SURFACE MOUNT DOWNLIGHTS - 4", 6", & 12"

- Round or square surface mount downlight with squared edge design
- Ceiling or wall mounting in compatible junction boxes or retrofit into recessed housings
- 5 Color Field-Selectable in 27/30/35/40/5000K
- Includes LED Downlight, jbox mounting and wiring hardware, and housing retrofit kit
- 5% Dimming (Phase Cut or 0-10V), 50,000 hrs, 90+ CRI



Catalog Number	Description	Replaces	Selectable CCT	Voltage	Lumens	Watts	UPC	Energy Star ID
SMD4R69SWH	4" Surface Mount, Round	65W	2700K-5000K	120V	735	9	080083020904	2365919
SMD4S69SWH	4" Surface Mount, Square	65W	2700K-5000K	120V	740	9	080083020928	2365921
SMD6R69SWH	6" Surface Mount, Round	65W	2700K-5000K	120V	755	9	080083020942	2365923
SMD6S69SWH	6" Surface Mount, Square	65W	2700K-5000K	120V	790	9	080083020966	2366348
SMD12R209SWHE	12" Surface Mount, Round (0-10V)	150W	2700K-5000K	120-277V	2,240	27	080083138005	N/A

SLD Beveled Edge  
SURFACE MOUNT DOWNLIGHTS - 4" & 6"


- Low profile surface mount downlight with sleek beveled edge and glare-reducing flat lens
- Ceiling or wall mounting in compatible junction boxes or retrofit into recessed housings
- 5 Color Field-Selectable in 27/30/35/40/5000K
- Includes LED Downlight and jbox mounting and wiring hardware (6" includes housing retrofit kit)
- 5% Dimming (Phase Cut or 0-10V), 50,000 hrs, 90+ CRI



Catalog Number	Description	Replaces	Selectable CCT	Voltage	Lumens	Watts	UPC	Energy
SLDSL4069S1EMWR	4" Surface Downlight	60W	2700K-5000K	120V	635	9	080083153107	2366149
SLDSL6069S1EMWR	6" Surface Downlight	60W	2700K-5000K	120V	635	9	080083153121	2366163
SLD6129S1EMWR	6" Surface Downlight	75W	2700K-5000K	120V	1,300	15	080083153145	2373952
SLD6129SE010MWR	6" Surface Downlight (0-10V)	75W	2700K-5000K	120-277V	1,300	15	080083153169	2373954
SLDACCKIT	4" and 6" SLD Accessory Kit	N/A	N/A	N/A	N/A	N/A	080083159819	2373954

SMX Edgeless  
SURFACE MOUNT DOWNLIGHTS - 14" & 18"

- A bright fully luminous lens face and sleek edgeless design blends effortlessly into any ceiling
- Ceiling or wall mounting in compatible junction boxes or recessed housings
- 6-Position Switch: 5 Color Field-Selectable (27/30/35/40/5000K) + Dim-to-Warm (3000K dims to 1800K)
- Includes j-box mounting and wiring hardware
- 5% Dimming (Phase Cut or 0-10V), 50,000 hrs, 90+ CRI



Catalog Number	Description	Replaces	Selectable CCT	Voltage	Selectable Lumens	Watts	UPC	Energy Star ID
SMX14RLSFSD2W	14" Surface Mount, Round	90-150W	2700K-5000K + D2W	120V	1200/1600/2000	16/21/26	080083292141	Pending
SMX14SLSFSD2W	14" Surface Mount, Square	90-150W	2700K-5000K + D2W	120V	1200/1600/2000	16/21/26	080083292349	Pending
SMX14RLSFS010	14" Surface Mount, Round (0-10V)	90-150W	2700K-5000K + D2W	120-277V	1200/1600/2000	16/21/26	080083292424	Pending
SMX14SLSFS010	14" Surface Mount, Square (0-10V)	90-150W	2700K-5000K + D2W	120-277V	1200/1600/2000	16/21/26	080083292509	Pending
SMX18RLSFSD2W	18" Surface Mount, Round	90-150W	2700K-5000K + D2W	120V	1500/2000/2500	17/24/30	080083292165	Pending
SMX18SLSFSD2W	18" Surface Mount, Square	90-150W	2700K-5000K + D2W	120V	1500/2000/2500	17/24/30	080083292363	Pending
SMX18RLSFS010	18" Surface Mount, Round (0-10V)	90-150W	2700K-5000K + D2W	120-277V	1500/2000/2500	17/24/30	080083292448	Pending
SMX18SLSFS010	18" Surface Mount, Square (0-10V)	90-150W	2700K-5000K + D2W	120-277V	1500/2000/2500	17/24/30	080083292523	Pending





HALO RECESSED LED TRIMS

Maximum energy savings with easy installation!

- Compatible with most recessed housings and sizes
- Suitable for new construction and remodel
- Replaces traditional incandescent lighting

Quick and Easy Installation



HALO RECESSED LED TRIM Product Selection Guide

					Good		Better		Best	



RL Recessed Baffle  
LED TRIMS - 3", 4", & 5"/6"

- Delivers long life, exceptional performance, selectable lumens, and installs into almost any recessed housing
- Die-cast aluminum baffle trim and curved lens reduces glare and provides a traditional downlight appearance
- 6-Position Switch: 5 Color Field-Selectable (27/30/35/40/5000K) + Dim-to-Warm (3000K dims to 1800K)
- Includes LED Trim, E26 medium socket adapter, and mounting hardware (3" & 4" - friction blades and 5"/6" - torsion springs & friction blades)
- 5% Dimming (Phase Cut LE/TE), 70,000 hrs, 90+ CRI



Catalog Number	Description	Replaces	Selectable CCT	Voltage	Lumens	Watts	UPC	Energy Star ID
RL3059FSD2W1EWH	3" Baffle Trim	60W	2700K-5000K+D2W	120V	610	6.4	080083257669	2402944
RL4LS9FSD2W1EWH	4" Baffle Trim	60-70W	2700K-5000K+D2W	120V	600/900 (Lumen Select)	7/11	080083257683	2402940
RL56069FSD2W1EWH	5"/6" Baffle Trim	60W	2700K-5000K+D2W	120V	700	8	080083818525	2356074
RL56LS9FSD2W1EWH	5"/6" Baffle Trim	70-75W	2700K-5000K+D2W	120V	900/1,200 (Lumen Select)	8.5/14	080083818549	2354587



LA Recessed Baffle Adjustable Gimbal  
LED TRIMS - 4" & 5"/6"

- Adjustable retrofit aims lighting where you want it with 360° of rotation and 35° of tilt
- Regressed dead-front plastic baffle trim for improved cutoff
- Available in dedicated 3000K only
- Includes LED Trim, E26 medium socket adapter, and mounting hardware (4"-friction blades; 5"/6"-torsion springs - only fits housings with spring receivers)
- 10% Dimming (Phase Cut LE/TE), 35,000 hrs, 90+ CRI



Catalog Number	Description	Replaces	CCT	Voltage	Lumens	Watts	UPC	Energy Star ID
LA4069301EWH	4" Adjustable Gimbal Trim	60W	3000K	120V	610	9	080083818143	2325616
LA56069301EWH	5"/6" Adjustable Gimbal Trim	60W	3000K	120V	635	9	080083818242	2325606



RA Recessed Adjustable Gimbal Baffle  
LED TRIMS - 3", 4", & 5"/6"

- Adjustable retrofit aims lighting where you want it with 360° of rotation and 35° of tilt and installs in almost any recessed housing
- Regressed die-cast aluminum baffle trim reduces glare and improves cutoff
- 6-Position Switch: 5 Color Field-Selectable (27/30/35/40/5000K) + Dim-to-Warm (3000K dims to 1800K)
- Included: Adjustable LED Trim, E26 medium socket adapter, and mounting hardware (4" - friction blades; 5"/6" - torsion springs & friction blades)
- 5% Dimming (Phase Cut LE/TE), 50,000 hrs, 90+ CRI



Catalog Number	Description	Replaces	Selectable CCT	Voltage	Lumens	Watts	UPC	Energy Star ID
RA3059FSD2W1EWH	3" Adjustable Gimbal Trim	60W	2700K-5000K + D2W	120V	570	6	080083900954	2252183, 2277232
RA4LS9FSD2W1EWH	4" Adjustable Gimbal Trim	60W	2700K-5000K + D2W	120V	600/900 (Lumen Select)	6/9	080083282975	2567964
RA56LS9FSD2W1EWH	5"/6" Adjustable Gimbal Trim	60W	2700K-5000K + D2W	120V	600/900 (Lumen Select)	6/9	080083282999	2567965





HU11 LED Under Cabinet
 9", 18", 24", & 36"

- Sleek, low-profile LED under cabinet with less than 1" profile
- 3 Color Field-Selectable in 27/30/4000K
- 5% Dimming (Phase Cut LE/TE), 50,000 hrs, 90+ CRI



Catalog Number	Description	Replaces	Selectable CCT	Voltage	Lumens	Watts	UPC	Energy Star ID
HU1109D9SP	9" Under Cabinet	17W INC	2700K-4000K	120V	300	5	080083875788	2341224
HU1118D9SP	18" Under Cabinet	33W INC	2700K-4000K	120V	560	8	080083875863	2341217
HU1124D9SP	24" Under Cabinet	44W INC	2700K-4000K	120V	785	11	080083875948	2341218
HU1136D9SP	36" Under Cabinet	56W INC	2700K-4000K	120V	1,125	16	080083876020	2341219

Traditional Recessed Trims
 4", 5", & 6"

- Traditional recessed trims install into recessed housings, are offered in a variety of styles, and accept different lamp types
- Trims shape light to minimize glare and reduce ceiling brightness
- Open trims focus the downlighting beam to provide uniform distribution
- Can be used in new construction or remodel housings



Catalog Number	Description	Lamp Source	UPC
4001WB	4" Step Baffle - Plastic	Halogen, INC, LED, CFL	080083745869
993W	4" Coilex Baffle	Halogen, INC, LED, CFL	080083628483
5001P	5" Metal Splay Baffle	Halogen, INC, LED, CFL	662400602729
5125WB	5" Full Cone Baffle	Halogen, INC, LED, CFL	080083743162
300P	6" Open - Socket Supporting	Halogen, INC, LED, CFL	662400302421
30WAT	6" Air-Tite Baffle	Halogen, INC, LED, CFL	662400603320
310W	6" Coilex Baffle	Halogen, INC, LED, CFL	080083515882
456W	6" Baffle for Slope Ceiling	Halogen, INC, LED, CFL	662400676287
6100WB	6" Tapered Metal Baffle, 2-Rings Narrow & Wide	Halogen, INC, LED, CFL	080083743452
6125WB	6" Full Cone Baffle	Halogen, INC, LED, CFL	080083754465

HALO Housing Pallet

HALO Housing Pallet quantities are quick, convenient and easy to order.

E Series Housings -4", 5", & 6"

Compact and efficient housings for new or retrofit residential or light commercial construction.

- Ideal for residential and light commercial applications
- Compatible with recessed LED trims or E26 socket-based lamps (bulbs)
- Optimized and listed for EISA compliant tungsten-halogen lamps along with incandescent, CFL, and LED lamps with E26 bases
- For installation in insulated contact (IC) and non-IC rated ceilings
- Available in 120V or 120-277V configurations



LED Housings

Catalog Number	Description	Connection	Voltage	Pallet Quantity	UPC
E750ICAT	6" LED New Construction (No Socket)	LED Quick Connect	120-277V	144 (24 cartons)	080083775040

Traditional Housings

Catalog Number	Description	Connection	Voltage	Pallet Quantity	UPC
E4ICATSB	4" New Construction	E26 Socket	120V	144 (24 cartons)	080083751525
E5ICATNB	5" New Construction	E26 Socket	120V	144 (24 cartons)	080083737390
E27ICAT	6" Shallow New Construction	E26 Socket	120V	192 (32 cartons)	080083737604
E7ICAT	6" New Construction	E26 Socket	120V	144 (24 cartons)	080083737727
E7ICATNB	6" LED New Construction (No Socket Bracket)	E26 Socket	120V	144 (24 cartons)	080083737697
E7RICAT	6" Remodel	E26 Socket	120V	144 (24 cartons)	080083737543

H Series Housings -4" & 6"

The industry standard recessed housing for commercial and residential applications.

- Ideal for commercial and residential applications
- Compatible with recessed LED trims or E26 socket-based lamps (bulbs)
- Optimized and listed for EISA compliant tungsten-halogen lamps along with incandescent, CFL, and LED lamps with E26 bases
- For installation in insulated contact (IC) and non-IC rated ceilings
- Available in 120V or 120-277V configurations



LED Housings

Catalog Number	Description	Connection	Voltage	Pallet Quantity	UPC
H245ICAT	4" LED Ultra-Shallow New Construction (No Socket)	LED Quick Connect	120-277V	180 (30 cartons)	080083770717
H245RICAT	4" LED Ultra-Shallow Remodel (No Socket)	LED Quick Connect	120-277V	192 (32 cartons)	080083756520
H995ICAT	4" LED Shallow New Construction (No Socket)	LED Quick Connect	120-277V	144 (24 cartons)	080083616930
H750ICAT	6" LED New Construction (No Socket)	LED Quick Connect	120-277V	120 (20 cartons)	623961872655

Traditional Housings

Catalog Number	Description	Connection	Voltage	Qty / Single Catalog #	UPC
H99ICAT	4" Shallow Remodel	E26 Socket	120V	108 (18 cartons)	080083582259
H7ICAT	6" New Construction	E26 Socket	120V	120 (20 cartons)	080083609628
H7ICATNB	6" New Construction (No Socket Bracket)	E26 Socket	120V	120 (20 cartons)	662400612032
H7ICT	6" New Construction	E26 Socket	120V	120 (20 cartons)	080083609680



# HALO is now available with WiZ and Matter!

Illuminate spaces with the perfect lighting. Set the mood with 16 million colors + white tuning using the WiZ App or preferred compatible voice assistant.

Introducing Matter, which allows you to control your WiZ fixtures from more than one smart platform, providing ultimate flexibility and an Open Platform.



## RL Smart Wi-Fi® Baffle

CANLESS LED DOWNLIGHTS (Connected by WiZ Pro) - 4" & 6"

- Set up with the WiZ app to wirelessly control lighting via WiZ app
- Fixtures provide 16 million colors and tunable white light from 2200-6500K
- Die-cast aluminum baffle trim reduces glare
- Includes LED downlight and remote driver/junction box with mounting bar
- Wi-Fi® Control & Dimming to 5% via WiZ app, 50,000 hrs, 90+ CRI



Catalog Number	Description	Finish	Selectable CCT	Voltage	Lumens	Watts	UPC	Energy Star ID
RLWZC409	4" Smart Baffle Canless Downlight (WiZ Pro)	White	Full Color & Tunable White (2200-6500K)	120V	900	10	080083298006	3626861
RLWZC612	6" Smart Baffle Canless Downlight (WiZ Pro)	White	Full Color & Tunable White (2200-6500K)	120V	1,200	13	080083298020	3626862



## RA Smart Wi-Fi® Baffle

CANLESS LED DOWNLIGHTS (Connected by WiZ Pro) - 4" & 5"/6"

- Set up with the WiZ app to wirelessly control lighting via WiZ app. Fixtures provide 16 million colors and tunable white light from 2200-6500K.
- Die-cast aluminum baffle trim reduces glare
- Includes LED downlight and remote driver/junction box with mounting bar
- Wi-Fi® Control & Dimming to 5% via WiZ app, 50,000 hrs, 90+ CRI



Catalog Number	Description	Finish	Selectable CCT	Voltage	Lumens	Watts	UPC	Energy Star ID
RAWZC409	4" Smart Adjustable Canless Downlight (WiZ Pro)	White	Full Color & Tunable White (2200-6500K)	120V	900	10.8	080083297863	3626859
RAWZC610	5"/6" Smart Adjustable Canless Downlight (WiZ Pro)	White	Full Color & Tunable White (2200-6500K)	120V	1,000	10.8	080083297887	3626860




## HLB Smart Wi-Fi Slim

CANLESS LED DOWNLIGHTS (Connected by WiZ Pro) - 4" & 6"

- Set up with the WiZ app to wirelessly control lighting via WiZ app
- Fixtures provide 16 million colors and tunable white light from 2200-6500K
- Dead-front plastic frame and smooth lens
- Includes LED downlight and remote driver/junction box with mounting bar
- Wi-Fi® Control & Dimming to 5% via WiZ app, 50,000 hrs, 90+ CRI



Catalog Number	Description	Finish	Selectable CCT	Voltage	Lumens	Watts	UPC	Energy Star ID
HLB4069WZRGBWMWR	4" Smart Slim Canless Downlight (WiZ Pro)	White	Full Color & Tunable White (2200-6500K)	120V	600	9	080083255955	2408244
HLB6099WZRGBWMWR	6" Smart Slim Canless Downlight (WiZ Pro)	White	Full Color & Tunable White (2200-6500K)	120V	960	12	080083255931	2408245



## RL Smart Wi-Fi Recessed Baffle

LED TRIMS (Connected by WiZ Pro) - 4" & 5"/6"

- Set up with the WiZ app to wirelessly control lighting via WiZ app
- Fixtures provide 16 million colors and tunable white light from 2200-6500K
- Die-cast aluminum baffle trim reduces glare
- Includes LED Trim, E26 medium socket adapter, and mounting hardware (4" - friction blades and 5"/6" - torsion springs & friction blades)
- Wi-Fi® Control & Dimming to 5% via WiZ app, 50,000 hrs, 90+ CRI



Catalog Number	Description	Finish	Selectable CCT	Voltage	Lumens	Watts	UPC	Energy Star ID
RL4069WZRGBWWHR	4" Smart Baffle LED Trim (WiZ Pro)	White	Full Color & Tunable White (2200-6500K)	120V	615	8	080083256167	2397256
RL56069WZRGBWWHR	5"/6" Smart Slim Canless Downlight (WiZ Pro)	White	Full Color & Tunable White (2200-6500K)	120V	690	8	080083256143	2397259



## ESF Smart Wi-Fi Floodlight

OUTDOOR SECURITY (Connected by WiZ Pro)

- Set up with the WiZ app to wirelessly control lighting via WiZ app. Fixtures provide 16 million colors and tunable white light from 2200-6500K.
- Fixtures provide 16 million colors and tunable white light from 2200-6500K
- Includes LED floodlight with sleek design, perfect for outdoor ambiance and security
- Wi-Fi Control & Dimming to 5% via WiZ app, 50,000 hrs, wet-location rated, 88 CRI

Catalog Number	Description	Finish	Selectable CCT	Voltage	Lumens	Watts	UPC	Energy Star ID
ESF2ARGBWF-BWiZ	Twin Head Smart Wi-Fi Floodlight (WiZ Pro)	Black	Full Color & Tunable White (2200-6500K)	120V	2,235	29	080083260300	Pending
ESF2ARGBFW-BWiZ	Twin Head Smart Wi-Fi Floodlight (WiZ Pro)	White	Full Color & Tunable White (2200-6500K)	120V	2,445	29	080083260324	Pending







Flat Panels  
p. 33-34



Troffers  
p. 34-35



Strip Lights  
p. 36



Wraps  
p. 36-37

# METALUX

## COMMERCIAL LED LIGHTING

Metalux Commercial features a wide selection of affordable yet aesthetically pleasing fixtures with an expanded offering of selectable color temperatures and lumen options.

# METALUX FLAT PANELS

## CGTS | CGT Series FLAT PANEL

- Affordable contractor LED panel with fixed or selectable configurations
- Fits in shallow plenums with room to spare; Thin 2 1/8 - inch height
- 3 Color Field-Selectable in 35/40/5000K and dedicated in 3500K, 4000K, 5000K
- 3 Field-Selectable Lumens: Low, Medium or High settings
- Ideal for office spaces, education, healthcare and retail merchandising



### Selectable CCT & Lumens

Catalog Number	Description	Replaces	CCT	Voltage	Lumens	Watts	UPC	DLC Product ID
14CGTS-L3C3	1'x4' Recessed Panel	2-T8	3500K-5000K	120-277V	3,200-5,100	21/31/36	080083282517	S-3EJHF2
22CGTS-L3C3	2'x2' Recessed Panel	3-T8 17W, 2-U6T8	3500K-5000K	120-277V	2,500-4,900	21/29/39	080083194728	PL74TQBZR6SL
24CGTS-L3C3	2'x4' Recessed Panel	4-T8 32W	3500K-5000K	120-277V	3,700-6,800	27/39/51	080083194704	PL0ULJMKXBCH

### Dedicated CCT & Lumens

Catalog Number	Description	Replaces	CCT	Voltage	Lumens	Watts	UPC	DLC Product ID
22CGT3540C	2'x2' Recessed Panel	3-T8	4000K	120-277V	3,582	32	080083880027	POYGNM7S
24CGT4540C	2'x4' Recessed Panel	2-T8, 3-T8	4000K	120-277V	4,432	38	080083880102	PLTEVMIJ

## FPS Series FLAT PANEL

- Ultra-thin LED flat panel; Less than 2-inches height for shallow plenums
- 3 Color Field-Selectable in 30/35/4000K
- Selectable switch to set color temperature, lumens and watts desired for task
- Refined visual optics, superior acrylic light guide; uniform corner to corner illumination
- Ideal for office spaces, schools, healthcare facilities and retail merchandising areas



Catalog Number	Description	Replaces	Selectable CCT	Voltage	Selectable Lumens	Watts	UPC	DLC Product ID
14FPSL1SCT3	1'x4' Recessed Panel	2-T8	3000K-4000K	120-277V	2,000-4,100	18/27/36	080083889440	PYJV3ZJZ
22FPSL2SCT3	2'x2' Recessed Panel	3-T8	3000K-4000K	120-277V	1,700-3,500	15/22/31	080083889402	PB32RP9H
24FPSL2SCT3	2'x4' Recessed Panel	2-T8, 3-T8	3000K-4000K	120-277V	3,100-6,300	27/40/56	080083889365	PZFJCMXS



Multi-Mount Selectable  
FLAT PANEL

- Visually comforting panel mounts directly to the ceiling or wall reducing labor and material cost by removing the need for a surface mount kit
- Versatile mounting allows for surface, wall, recessed, or suspended with kit
- Selectable Color Temperatures in 90 CRI Standard:  
2x2/2x4/1x4: 35/40/5000K | 4' x 6": 27/30/35/40/5000K
- Selectable Lumens: Low, Medium, High settings
- Ideal choice for commercial office, school, and healthcare spaces



Catalog Number	Description	Replaces	Selectable CCT	Voltage	Selectable Lumens	Watts	UPC	DLC Product ID
4MMS-L3C5-UNV	4'x6", Direct Mount Panel	2-T8 32W	2700K-5000K	120-277V	1,680-3,000	19/25/33	080083292028	Pending
22MMS-L3C3-UNV	2'x2', Direct Mount Panel	3-T8 32W	3500K-5000K	120-277V	2,400-4,800	21/28/42	080083292042	Pending
24MMS-L3C3-UNV	2'x4', Direct Mount Panel	4-T8 32W	3500K-5000K	120-277V	3,500-6,200	28/36/48	080083292059	Pending
14MMS-L3C3-UNV	1'x4', Direct Mount Panel	2-T8 32W	3500K-5000K	120-277V	2,620-5,286	18/25/38	080083292035	Pending

Surround Frame Selectable  
ILLUMINATED FRAME

- Architectural 1.5" illuminated modern frame enhances the look of any space
- Versatile mounting in existing T-grid using ceiling tile as the reflector, suspension also available with kit
- 4 Color Field-Selectable in 30/35/40/5000K
- Selectable Lumens - Low, Medium, High settings
- Ideal choice for commercial office, school, and healthcare spaces



Catalog Number	Description	Replaces	Selectable CCT	Voltage	Selectable Lumens	Watts	UPC	DLC Product ID
22SFS-L3C4-UNV	2'x2', Surround Frame	3-T8 32W	3000K-5000K	120-277V	1,900-4,600	15/25/36	080083293124	Pending
24SFS-L3C4-UNV	2'x4', Surround Frame	4-T8 32W	3000K-5000K	120-277V	3,000-6,000	23/35/47	080083293148	Pending

Cruze Selectable CZS | Cruze ST Recessed  
TROFFER

- Architectural center basket lens troffer with aesthetic appeal
- Latch-less design provides clean architectural look; ribbed, frosted acrylic lens
- 3 Color Field-Selectable in 30/35/4000K and dedicated in 3500K, 4000K
- Ideal choice for commercial, institutional and healthcare facilities



Catalog Number	Description	Replaces	Selectable CCT	Voltage	Selectable Lumens	Watts	UPC	DLC Product ID
14CZSCT3-UNV	1'x4', Troffer	2-T8	3000K-4000K	120-277V	3,000-4,400	20-30	080083268443	S-5LPE0V
22CZSCT3-UNV	2'x2', Troffer	2-T5, 2-T8	3000K-4000K	120-277V	2,700-4,075	21-31	080083268467	S-QDP2J8
24CZSCT3-UNV	2'x4', Troffer	2-T8, 3-T8	3000K-4000K	120-277V	3,500-6,500	24-47	080083268481	S-MW0TCN

Achieva™ Recessed Selectable  
TROFFER

- Ultra slim 1.5" center basket design fits into the shallowest of plenums
- 3 Color Field-Selectable in 30/35/4000K in 80+ CRI
- 3 Selectable lumens in standard or HO options up to 8,150
- Ideal choice for commercial, institutional and healthcare facilities



Catalog Number	Description	Replaces	Selectable CCT	Voltage	Selectable Lumens	Watts	UPC	DLC Product ID
14ARS-L3C3-UNV	1'x4', Troffer	2-T8	3500K-5000K	120-277V	2,800-4,600	20/26/33	080083282241	<b>S-N7LRJL</b>
22ARS-L3C3-UNV	2'x2', Troffer	2-T8, 2-T5	3500K-5000K	120-277V	2,750-4,300	20/26/33	080083282128	<b>S-N0X10I</b>
22ARS-L3C3-HO-UNV	2'x2', Troffer, High Output	3-T5, 3-T8	3500K-5000K	120-277V	5,000-6,350	37/41/45	080083282203	S-Q6A8TB
24ARS-L3C3-UNV	2'x4', Troffer	2-T8, 3-T8	3500K-5000K	120-277V	3,400-6,250	24/33/46	080083282005	<b>S-EA9S16</b>
24ARS-L3C3-HO-UNV	2'x4', Troffer, High Output	3-T8, 2-T5HO	3500K-5000K	120-277V	6,300-8,150	46/52/58	080083282081	<b>S-SHLC4F</b>
22ARS-L3C3-UNV-MP4	2'x2', Troffer (4-Pack)	2-T5, 2-T8	3500K-5000K	120-277V	2,750-4,300	20/26/33	080083282388	<b>S-N0X10I</b>
24ARS-L3C3-UNV-MP2	2'x4', Troffer (2-Pack)	2-T8, 3-T8	3500K-5000K	120-277V	3,400-6,250	24/33/46	080083282364	<b>S-EA9S16</b>

Note: DLC Premium items are noted in bold.





SLSTP Series  
STRIP LIGHT

- LED strip light with decorative end caps and toolless lens removal
- Suitable for either single or continuous row application
- 3 Color Field-Selectable in 35/40/5000K and dedicated in 4000K
- Field-Selectable lumens 2,400 - 11,200 or dedicated up to 9300
- Impact resistant polycarbonate lens reduces maintenance



Catalog Number	Description	Replaces	Selectable CCT	Voltage	Selectable Lumens	Watts	UPC	DLC Product ID
2SLSTPSC-UNV	2' Single Lens	2-T8 17W	3500K-5000K	120/277V	2,500 (Dedicated)	22	080083174409	S-YBI5XF
4SLSTPSLC-UNV	4' Single Lens	2-T8 32W, 1-T5HO 54W	3500K-5000K	120/277V	2,400-6,000	18-46	080083174416	S-OICHU8
8SLSTPSLC-UNV	8' Single Lens	4-T8 32W, 2-T12 75W	3500K-5000K	120/277V	4,300-11,200	33-85	080083174423	S-7SKGJW
4SLSTP4040DD-UNV	4' Single Lens	2-T8 32W, 1-T5HO 54W	4000K (dedicated)	120/277V	5,200 (Dedicated)	39	080083705825	PXZQGN9C

Sensor Kits

Catalog Number	Description	PIR Sensor	UPC
SLSTP MS00 KIT	SLSTP Field Installable Sensor KIT	100%/50% / OFF	080083254200
SLSTP MS25 KIT	SLSTP Field Installable Sensor KIT	100%/50% / Low (~30%)	080083254224

ST Series  
STRIP LIGHT

- Full-length LED strip light ideal for replacing fluorescent strips
- Superior performance with lumens up to 9,300 and 129 lumens per watt
- 3 Color Field-Selectable in 35/40/5000K
- Continuous row mount aligner included to add-on length as needed
- Low voltage 0-10V dimming to 10%



Catalog Number	Description	Replaces	Selectable CCT	Voltage	Lumens	Watts	UPC	DLC Product ID
2ST2L20SC3	2' Dual Lens, Dimming	2-T8 17W	3500K-5000K	120-277V	2,300	19	080083241569	S-UQO28D
4ST2L40SC3	4' Dual Lens, Dimming	2-T8 32W, 1-T5HO 54W	3500K-5000K	120-277V	4,800	41	080083241583	S-TSP41D
8ST2L80SC3	8' Dual Lens, Dimming	4-T8 32W, 2-T12 75W	3500K-5000K	120-277V	9,300	74	080083242207	S-5J2ZA0

WP Series  
WRAP

- Compact LED wrap light delivers value and energy savings
- Perfect retrofit solution for replacing single or 2-lamp fluorescent wraparounds
- Low-profile, highly versatile design; Post-painted die-formed channel
- Prismatic lens ensures even, glare-free light distribution



Catalog Number	Description	Replaces	CCT	Voltage	Lumens	Watts	UPC
4WP3040R	4' Utility Wrap	2-T8 32W	4000K	120-277V	4010	34	080083847167

Achieva™ Surface Selectable  
WRAP

- Ideal for replacing up to four lamp and low-bay linear fluorescents
- 3 Color Field-Selectable in 35/40/5000K, Field-Selectable lumens: 2,250 - 12,500
- Designed for single or continuous row mount
- Suitable for ceiling, wall, or suspension mounting



Catalog Number	Description	Replaces	Selectable CCT	Voltage	Selectable Lumens	Watts	UPC	DLC Product ID
2AWS-L3C3-UNV	2' Narrow Modern Wrap, Dimming	2-T8 17W	3500K-5000K	120-277V	2,250-3,084	18/21/25	080083281244	S-LXMBTS
4AWS-L3C3-UNV	4' Narrow Modern Wrap, Dimming	2-T8 32W	3500K-5000K	120-277V	4,095-5,916	31/38/46	080083281602	S-QV8V88
8AWS-L3C3-UNV	8' Narrow Modern Wrap, Dimming	2-T8 96W, 4-T8 32W	3500K-5000K	120-277V	7,845-12,019	54/71/83	080083281800	S-864B60
2AWWS-L3C3-UNV	2' Wide Modern Wrap, Dimming	3-T8 17W	3500K-5000K	120-277V	2,313-3,170	18/21/25	080083281541	S-8BS41V
4AWWS-L3C3-UNV	4' Wide Modern Wrap, Dimming	3-T8 32W	3500K-5000K	120-277V	4,254-6,013	31/38/47	080083281701	S-2PPZXM
8AWWS-L3C3-UNV	8' Wide Modern Wrap, Dimming	3-T8 96W, 6-T8 32W	3500K-5000K	120-277V	8,296-12,554	57/74/85	080083281909	S-0R1G6X

NWS Series  
WRAP

- Ideal for replacing two or three lamp fluorescents up to 96W
- 3 Color Field-Selectable in 35/40/5000K
- Field-Selectable lumens: 2,000 - 5,272
- Surface (wall or ceiling) mount via junction box or direct to surface
- UNV 0-10V dimming to 10%



Catalog Number	Description	Replaces	Selectable CCT	Voltage	Selectable Lumens	Watts	UPC	DLC Product ID
2NWS3C3-UNV	2' Wrap, Dimming	2-T8 17W	3500K-5000K	120-277V	2,009-2,679	15/18/21	080083257485	S-PKU0E2
4NWS3C3-UNV	4' Wrap, Dimming	3-T8 32W	3500K-5000K	120-277V	3,300-4,800	28/32/39	080083257522	S-YJTA0N
4NWS3C3MS-UNV	4' Wrap, Dimming, Sensor *	3-T8 32W	3500K-5000K	120-277V	3,675-5,016	28/32/38	080083257607	S-2V0NL5

\* Includes integrated microwave motion sensor (MS) option.

WNLED Series  
WRAP

- Utility commercial LED linear wrap
- Single or continuous row applications
- Frosted lens offers best-in-class uniform illumination
- Minimizes maintenance common with traditional fluorescents



Catalog Number	Description	Replaces	CCT	Voltage	Lumens	Watts	UPC	DLC Product ID
4WNLED-LD4-40SL-F-UNV-L840-CD1-U	4' Linear Wrap	2-T12, 2-T8 32W	4000K	120/277V	4,006	30	080083756889	PK3W95DW





High Bays  
p. 39 & 41

Vaportites  
p. 40

# METALUX

## INDUSTRIAL LIGHTING

Metalux Industrial offers a selection of economical and energy-efficient high-bay and vaportite lighting solutions designed for a wide variety of applications.

# METALUX HIGH BAYS

## UHBS Selectable Series HIGH BAY

- Compact, 13" and 15" round die cast aluminum housing
- Up to 36,000 selectable lumens and 4000K/5000K selectable CCT
- Sensor ready port for quick plug and play install
- 120-347 volt operating range



Catalog Number	Description	Replaces	Selectable CCT	Voltage	Selectable Lumens	Watts	UPC	DLC Product ID
UHBS-1218-MV-L84050-U	Round, White*	320W Halide, 4-T5HO 54W	4000K-5000K	120-347V	12,000-18,000	81-120	080083256471	<b>S-PEIA6S</b>
UHBS-2436-MV-L84050-U	Round, White*	750W Halide, 8-T5HO 54W	4000K-5000K	120-347V	24,000-36,000	145-238	080083256488	<b>S-Z5HGE1</b>

\* Medium Distribution. Note: DLC Premium items are noted in bold.

### Accessories

Catalog Number	Description	UPC
Y-TOGGLE-10-2PK	Mounting Toggle and 10' Cable	080083259557
Y-TOGGLE-30-2PK	Mounting Toggle and 30' Cable	080083259571

### PIR Sensor

Catalog Number	Description	UPC
UHBS-SENSOR-PK	PIR Sensor, 360 Lens	080083257898

## SPHB Selectable Series HIGH BAY

- 2 Compact, lightweight designs for easy install
- Up to 36,000 selectable lumens and 4000K/5000K selectable CCT
- Sensor Ready port for quick plug and play install
- Great for industrial, manufacturing, gymnasium, and warehouse



Selectable lumen output and color temperature with an easy to access toggle switch.



Catalog Number	Description	Replaces	Selectable CCT	Voltage	Selectable Lumens	Watts	UPC	DLC Product ID
SPHB-1224SE-M-UNV-L84050-CD-SP1-U	Med. Distr	6-T5HO, 8-T8, 400W MH	4000K-5000K	120-277V	12,000-24,000	82/123/166	080083289264	Pending
SPHB-2436SE-M-UNV-L84050-CD-SP1-U	Med. Distr	8-T5HO, 10-T8, 750W MH	4000K-5000K	120-277V	24,000-36,000	162/209/251	080083289288	Pending

## LHBS Series HIGH BAY

- Economical industrial high bay/low bay LED linear luminaire
- CCT (4000/5000K) and lumen select for greater flexibility
- Standard diffused lens provides added protection and glare control
- Energy-efficient, one-for-one replacement of linear fluorescent and HID fixtures
- Perfect for industrial, manufacturing, gymnasium and warehouse applications



Catalog Number	Description	Replaces	Selectable CCT	Voltage	Selectable Lumens	Watts	UPC	DLC Product ID
LHBS-1218-UNV-L84050-U	Lensed HB Select*	4-T8, 3-T5HO, 175W MH	4000K-5000K	120-277V	13,000-18,000	85-124	080083274741	<b>S-J1KSFT</b>
LHBS-1824-UNV-L84050-U	Lensed HB Select*	6-T5HO, 8-T8, 400W MH	4000K-5000K	120-277V	18,800-24,000	119-156	080083275625	<b>S-24YMLJ</b>
LHBS-2436-UNV-L84050-U	Lensed HB Select*	8-T5HO, 10-T8, 750W MH	4000K-5000K	120-277V	24,388-36,000	155-246	080083276141	<b>S-EUK8B9</b>

\* Medium Distribution. Note: DLC Premium items are noted in bold.



APVT Series  
VAPORTITE

- Durable polycarbonate housing with integral metal gear tray
- 4ft and 8ft sizes with CCT and lumen select capability
- UL Wet location, IP65 and operating temp -20C to 40C
- Stainless steel latches, single conduit hub, and mounting included



Catalog Number	Description	Replaces	Selectable CCT	Voltage	Selectable Lumens	Watts	UPC	DLC Product ID
4APVTLD-SL3C3	4' Selectable Output	3-T8 32W, 2-T5HO 54W	3500K-5000K	120-277V	3,000-6,000	21-46	080083264216	S-M39BJL
8APVTLD-SL3C3	8' Selectable Output	4-T8 32W, 3-T5HO 54W	3500K-5000K	120-277V	8,500-12,000	59-94	080083266333	S-3EH2VC



		LHBS	SPHB	UHBS
APPLICABILITY <sup>1</sup>	Big Box Retail	★	★★	★★
	Sports / Recreation	★★	★★	★★
	Warehouses	★★★	★★★	★★
	Manufacturing	★★	★★★	★★
	Cold Storage	★	★★★	★
	Complex Environments		★	★★

FEATURES / PERFORMANCE	Lumen Range	12,000 - 36,000	12,000 - 36,000	12,000-36,000
	Selectable Lumens	12,000-18,000 or 18,000-24,000 or 24,000-36,000	12,000 - 24,000 or 24,000 - 36,000	12,000-18,000 or 24,000-36,000
	Efficacy (Max)	160 lm/W	158 lm/W	137 lm/W
	CRI	80	80	80
	Distribution	M	M	M
	Sizes	13" x 2' & 4'	12" x 18" or 12" x 36"	13" & 15"
	Housing <sup>2</sup>	CRS	CRS	Diecast
	Lensing	Acrylic	Polycarbonate	Polycarbonate
	Uplight	None	None	None
	Life (@ 60K hrs)	L84	L86	L91
	Ambient Range	-20C to 50C	-40C to 45C	-40C to 45C
	Emergency	None	Optional	None
	Ratings	Damp	Damp, IP5X	IP65, NSF, Wet Location
	DLC	Premium	Premium	Standard

INTEGRATED CONTROLS	Basic Occupancy		✓	
	Stand Alone Daylight / Occupancy		✓	✓
	WaveLinx		✓	

Notes: 1. ★★★ = high applicability, ★★ = medium applicability, ★ = low applicability, blank = non-applicable  
2. CRS=Cold-rolled Steel, Extruded= Extruded Aluminum, Diecast=Diecast Aluminum.


Compatible Controls

Warehouse facilities must meet requirements of ASHRAE Standard 90.1 2010. The High Bay Fixture Mount Sensor solves this by meeting and exceeding those requirements.



OEF High Bay Fixture Mount Sensor  
See page 49





WaveLinX LITE  
p. 44-45



WaveLinX CAT  
p. 46-47



GREENGATE  
Switches  
p. 48



GREENGATE  
Sensors  
p. 48-49

# CONNECTED LIGHTING & CONTROLS

Meet lighting codes, save energy and reduce installation costs for all of your lighting and control needs with WaveLinX, Greengate switches, dimmers and sensors.



## A smarter way to save energy is here!

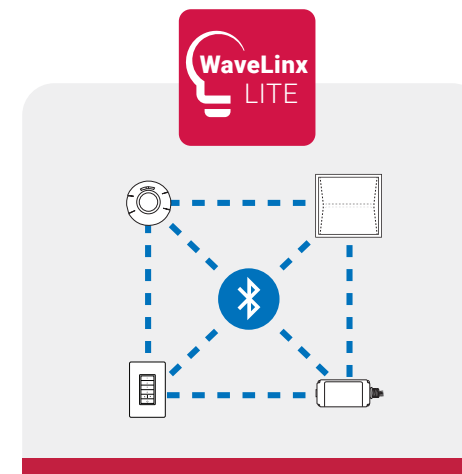
Save 60%  
in lighting  
energy  
with WaveLinX

WaveLinX is a Cooper Lighting Solutions smart digital lighting system. The WaveLinX solution provides standalone/grouped occupancy sensing, manual/personal dimming control, daylighting and more.

### One system for all your spaces

#### Wireless for Single Spaces

Eliminate low voltage wiring with wireless connected luminaires and control devices for single rooms, areas, or parking spaces.

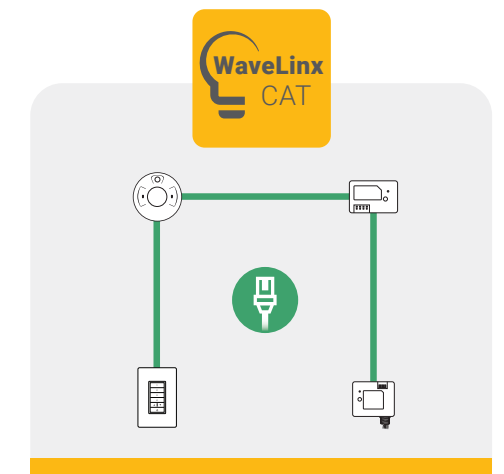


[CLICK HERE](#) to learn more about our WaveLinX LITE solution.

See [page 44](#) for our WaveLinX LITE products.

#### Wired for Single & Connected Spaces

Simply connect the WaveLinX CAT5 based lighting control devices to control the lights in a single room or area.



[CLICK HERE](#) to learn more about our WaveLinX CAT solution.

See [page 46](#) for our WaveLinX CAT products.



OCS Ceiling Mount Dual Tech WaveLinx LITE SENSOR

- Combines Passive Infrared (PIR) and acoustic technologies, improving accuracy of detection
- Standalone sensors capable of providing on/off functionality with out of the box installation
- Change settings without the need for ladders through the WaveLinx LITE Mobile App
- Pair with WaveLinx LITE devices to create a mesh network for use with other WaveLinx LITE control products
- Available in line voltage and low voltage versions



Catalog Number	Description	Finish	Voltage	Detection Type	Coverage	UPC	DLC Product ID
OCS-L-D-06	Dual Tech, Low Voltage Ceiling Sensor 600 sq ft.	White	24VDC	Dual Technology*	600 sq ft.	080083298143	NM8502RF5T1
OCS-L-D-12	Dual Tech, Low Voltage Ceiling Sensor 1200 sq ft.	White	24VDC	Dual Technology*	1200 sq ft.	080083298150	NM8502RF5T1
OCS-L-D-20	Dual Tech, Low Voltage Ceiling Sensor 2000 sq ft.	White	24VDC	Dual Technology*	2000 sq ft.	080083300624	NM8502RF5T1
OCS-L-D-06-MV	Dual Tech, Line Voltage Ceiling Sensor 600 sq ft.	White	120/277VAC	Dual Technology*	600 sq ft.	080083298181	NM8502RF5T1
OCS-L-D-12-MV	Dual Tech, Line Voltage Ceiling Sensor 1200 sq ft.	White	120/277VAC	Dual Technology*	1200 sq ft.	080083298198	NM8502RF5T1
OCS-L-D-20-MV	Dual Tech, Line Voltage Ceiling Sensor 2000 sq ft.	White	120/277VAC	Dual Technology*	2000 sq ft.	080083300648	NM8502RF5T1

\*PIR and Acoustics.



WTK Wireless Tilemount WaveLinx LITE SENSOR KIT

- Enable 0-10V luminaires to be controlled by the WaveLinx LITE system
- 120-277VAC with 3 amp relay and 0-10V continuous dimming
- Mounting heights of 8 to 15ft (2.4 to 4.5m)
- Provides PIR and photocell capabilities
- Installs into 1/2-3/4" (12-19mm) ceilings or octagonal junction boxes



Catalog Number	Description	Finish	Voltage	UPC	DLC Product ID
WTK	WaveLinx LITE Tilemount Sensor Kit	White	120-277V	080083293261	NM8502RF5T1



RSP WaveLinx LITE SWITCHPACK

- 20A rated relay
- 0-10v dimming control
- Plenum-rated design with easy junction box mounting
- Universal voltage input (120, 277 and 347 VAC)
- Suitable for plug load control



Catalog Number	Description	Voltage	UPC	DLC Product ID
RSP-L-010-347	WaveLinx LITE Wireless, Dimming	120/347V	080083288229	NM8502RF5T1



WWL Wallstation WaveLinx LITE WALLSTATION

- Multi-scene selection, and zone programmable
- Suitable for standard single or multi-gang NEMA wall box
- Line voltage (120-277VAC) and battery powered options
- Configurable through software - no physical adjustments



Line Voltage Wallstation

Catalog Number	Description	Finish	Voltage	UPC	DLC Product ID
WWL3-W	Wallstation, 3 Button	White	120-277V	080083283170	NM8502RF5T1
WWL3-RL-W	Wallstation, 3 Button Raise/Lower	White	120-277V	080083282449	NM8502RF5T1
WWL5-RL-W	Wallstation, 5 Button Raise/Lower	White	120-277V	080083283149	NM8502RF5T1

Wireless Battery Powered Wallstation

Catalog Number	Description	Finish	Voltage	UPC	DLC Product ID
WWBL3-W	Wallstation, 3 Button,	White	N/A	080083256600	NM8502RF5T1
WWBL3-RL-W	Wallstation, 3 Button Raise/Lower	White	N/A	080083256198	NM8502RF5T1
WWBL5-RL-W	Wallstation, 5 Button Raise/Lower	White	N/A	080083256181	NM8502RF5T1

WST WaveLinx CAT WALLSTATION

- On/Off, Raise/Lower and Scene Presets with 1, 3, 5 and 6 button option
- Draws power from CAT communications bus to simplify wiring
- Clean and elegant with a custom button engraving option to enhance occupant experience
- Button actions are configurable through the WaveLinx app
- Remotely upgradeable firmware



Catalog Number	Description	Finish	UPC	DLC Product ID
WST-C-1	WaveLinx CAT Wallstation, 1 Button	White	080083272433	N-X04521
WST-C-3	WaveLinx CAT Wallstation, 3 Button	White	080083272457	N-X04521
WST-C-3D	WaveLinx CAT Wallstation, 3 Button Dimming	White	080083272471	N-X04521
WST-C-5D	WaveLinx CAT Wallstation, 5 Button Dimming	White	080083272495	N-X04521

BPI Bluetooth Programing WaveLinx CAT INTERFACE MODULE

- Bluetooth radio used to pair to a mobile device with WaveLinx CAT app
- Two RJ45 ports used to connect to CAT communication bus and other CAT devices
- Draws power from CAT communications bus to simplify wiring
- Remotely upgradeable firmware
- Encrypted authentication to a WaveLinx Mobile App for secure programming



Catalog Number	Description	UPC	DLC Product ID
BPI-C-L	L BPI-C Bluetooth Program Interface	080083272693	N-X04521

Accessories		
Catalog Number	Description	UPC
ACC-C-TP-6PK	ACC-C Canbus Termination Plug - 6PK	080083285846

Occupancy Ceiling Sensor WaveLinx CAT INTERFACE MODULE

- Passive Infrared sending technology to detect motion up to 12 ft mounting height
- 600 and 1200 sqft coverage with high sensitivity core
- Built-in photocell to dim or turn off the lights based on daylight coming into the space
- LED Status Indicator for simple troubleshooting
- Draws power from CAT communications bus to simplify wiring



Catalog Number	Description	Finish	Detection Type	Coverage	UPC	DLC Product ID
OCS-C-P12	OCS-C Occupancy Ceiling Sensor, 1200 sq ft.	White	PIR	1,200 sq ft.	080083272297	N-X04521
OCS-C-P06	OCS-C Occupancy Ceiling Sensor, 600 sq ft.	White	PIRh	600 sq ft.	080083272419	N-X04521

Accessories		
Catalog Number	Description	UPC
ACC-C-TP-6PK	ACC-C Canbus Termination Plug - 6PK	080083285846

RSP Dimming WaveLinx CAT SWITCHPACK

- Control (on/off/dim) commercial fixtures using 20A Relay and an 0-10V dimming output
- Plenum-rated design with easy junction box mounting
- 120/277 VAC Input Voltage
- 24VDC output power to power the CAT bus and CAT devices
- Two RJ45 connectors to daisy chain with other CAT devices using standard CAT5 cabling



Catalog Number	Description	Voltage	UPC	DLC Product ID
RSP-C-010-Z1	WaveLinx CAT RSP-C Relay Switchpack - Zone 1	120-277V	080083272518	N-X04521

Accessories		
Catalog Number	Description	UPC
ACC-C-TP-6PK	ACC-C Canbus Termination Plug - 6PK	080083285846

ESP Emergency Dimming WaveLinx CAT SWITCHPACK

- UL924 control device for emergency fixtures
- Control (on/off/dim) commercial fixtures using 20A Relay and an 0-10V dimming output
- Plenum-rated design with easy junction box mounting
- 120/277 VAC Input Voltage
- 24VDC output power to power the CAT bus and CAT devices
- Two RJ45 connectors to daisy chain with other CAT devices using standard CAT5 cabling



Catalog Number	Description	Voltage	UPC	DLC Product ID
ESP-C-010-Z1	ESP-C Emergency Relay Switchpack - Zone 1	120-277V	080083272570	N-X04521

Accessories		
Catalog Number	Description	UPC
ACC-C-TP-6PK	ACC-C Canbus Termination Plug - 6PK	080083285846



WBSD 0-10V Decorator Dimmer  
WALL SWITCH

- Provides a full-range of linear-slide dimming control of 0-10V compatible light sources
- Allows user to return to previous light level when turning lights ON
- Can be used in single-pole (1 location) and 3-way (multi-location) applications
- Neutral wire is not required for installation of device
- Ideal for light commercial applications; Compatible with decorator style devices and wallplates



Catalog Number	Description	Finish	Voltage	UPC
WBSD-010DEC-C1	0-10V Decorator Dimmer	White, Ivory, Almond	120V/277V	080083735266
WBSD-010DEC-C2	0-10V Decorator Dimmer	White, Ivory, Light Almond	120V/277V	080083735273

WBSD 0-10V Preset Slide Dimmer  
WALL SWITCH

- Full-travel slide control; LED ready
- Class 1 or Class 2 wiring capabilities
- Can be used in single-pole (1 location) and 3-way (multi-location) applications
- Works with the SP20-RD4 or directly controls the load
- White face assembled on device, Ivory and Light Almond color change kits included



Catalog Number	Description	Finish	Voltage	UPC
WBSD-010M-C1	0-10V Preset Slide Dimmer	White	120/277 VAC	080083834983

OSW 0-10V Dimmer with Dual Tech Sensor  
SENSOR

- 3-in-1 solution that combines functionality of a switchpack, a sensor and a 0-10V dimmer
- Saves labor costs, reduces installation time and meets energy codes and standards
- Ultrasonic occupancy (US) and passive infrared (PIR) sensing; Daylight harvesting
- Can be used in single-pole (1 location) as well as 3-way (multi-location) applications
- Compatible with Cooper Lighting Solutions' decorator style devices and wallplates



Catalog Number	Description	Finish	Voltage	Watts	Detection Type	Coverage	UPC
OSW-D-010-W	0-10V Dimmer, OCC Sensor	White	120/277V	960W/2,200W	PIR and Ultrasonic	1,000 sq ft.	080083816071

ONW Switch with Sensor  
SENSOR

- Passive Infrared (PIR) single level occupancy sensing switch for motion sensing control
- Also a conventional wall switch; Designed for energy savings and convenience
- Detects motion from a heat-emitting source (such as a person entering a room) within its field-of-view and automatically switches lights ON
- Neutral and non-neutral wiring options for installation; Ideal for retrofit applications



Catalog Number	Description	Finish	Voltage	Watts	Detection Type	Coverage	UPC
ONW-P-1001-MV-W	PIR Wall Sensor	White	120/277V	1,200W/2,200W	PIR	1,000 sq ft.	080083523863
ONW-D-1001-MV-W	Dual Tech Wall Sensor	White	120/277V	1,200W/2,200W	PIR and Ultrasonic	1,000 sq ft.	080083524709
ONW-D-1001-MV-N-W	Dual Tech Wall Sensor, Neutral Required	White	120/277V	1,200W/2,200W	PIR and Ultrasonic	1,000 sq ft.	080083524594

OEF High Bay Fixture Mount Sensor  
SENSOR

- Fixture-mount high bay/low bay occupancy sensor with integrated photocell
- Provides 0-10V control and 1-100% continuous dimming
- 2 interchangeable 360° high bay and low bay lenses; specifically designed for LED fixture control
- Easy to program; Quicksnap feature for easy installation
- Suitable for use in standard and cold storage applications



Catalog Number	Description	Finish	Voltage	Watts	Detection Type	Coverage	UPC
OEF-P-010V-MV	Fixture Mount Sensor	White	120/277V	1200	PIR	1,500 sq ft.	080083758104





Sure-Lites  
p. 51-53



All-Pro  
p. 54-55



AtLite  
p. 56-57

# SURE-LITES ALL-PRO | ATLITE EXIT & EMERGENCY

Sure-Lites, All-Pro and AtLite offer reliable and code compliant solutions for all your exit and emergency needs.

## SURE-LITES EMERGENCY LIGHTING

### Innovative Design. Dependable. ▶▶▶

Sure-Lites offers emergency lighting fixtures, exit signs and battery packs, including Chicago and New York code compliant solutions ideal for commercial and industrial applications.

#### SELHP EMERGENCY LIGHTING

- Provides emergency lighting for a minimum of 90 minutes
- Up to 100 feet of emergency egress coverage
- Long life LED's with LiFePO4 battery, 3 watts remote capacity
- Labor savings self-diagnostics option
- Wall and ceiling mount



Catalog Number	Description	Finish	Replaces	Coverage	Voltage	Watts	UPC
SELHP100R3	2 Head, LiFePO4	White	2 - 24W Hal. Heads	100 ft.	120~277V	2.6W	080083276721
SELHP100R3SD	2 Head, LiFePO4, Self Diagnostic	White	2 - 24W Hal. Heads	100 ft.	120~277V	4.6W	080083276707

#### SEL Series EMERGENCY LIGHTING

- Designed to reduce egress system cost and maintenance and improve reliability
- Proprietary adjustable AccuLED Optics™ and injection-molded, high-impact thermoplastic housing
- Long life LED's, no maintenance nickel cadmium battery
- EZ hang feature reduces installation time and cost
- Labor savings self-diagnostics available in SD models



Updated Optics  
with higher egress  
coverage.



Catalog Number	Description	Finish	Replaces	Fixture Spacing	Voltage	Watts	UPC
SEL17	2 Head, NiCad	White	2-5.4W INC. Heads	17 ft.	120-277V	0.78W	080083722143
SEL25	2 Head, NiCad	White	2-9W INC. Heads	35 ft.	120-277V	0.6W/0.64W	080083736669
SEL25SD	2 Head, NiCad, Self-Diagnostics	White	2-9W INC. Heads	25 ft.	120-277V	0.67	080083723027
SEL50	2 Head, NiCad	White	2-12W INC. Heads	59 ft.	120-277V	1W/1.02W	080083733347
SEL50SD	2 Head, NiCad, Self-Diagnostics	White	2-12W INC. Heads	50 ft.	120-277V	1.19	080083733361

#### SELW Outdoor Series EMERGENCY LIGHTING

- Code compliant, wet location for outdoor use; Standard 0°C to 40°C temperature rating
- Designed to reduce egress system cost and maintenance and improve reliability
- Proprietary adjustable AccuLED Optics™; 25 feet of emergency egress coverage
- Injection-molded, high-impact thermoplastic
- Long life LED's; No maintenance nickel cadmium battery



Catalog Number	Description	Finish	Replaces	Coverage	Voltage	Watts	UPC
SELW25BZ	2 Rotatable Heads, NiCad	Bronze	2-9W INC Heads	25 ft.	120-277V	1.4	080083764037

LPX Series  
EXIT SIGNAGE

- Injection-molded polycarbonate housing
- Field-Selectable for single or double face; red or green illumination
- Snap-out or snap-in chevron directional indicators
- EZ key external battery disconnect



Catalog Number	Description	Finish	Voltage	Watts	UPC
LPX7	Self Powered, Univ. Red and Green	White	120/277V	0.98W/1.03W	080083532773

LPXC SERIES  
EMERGENCY LIGHTING

- Injection-molded polycarbonate housing
- Field-Selectable for single or double face; red or green illumination
- Snap-out or snap-in chevron directional indicators
- EZ key external battery disconnect



Catalog Number	Description	Finish	Replaces	Coverage	Voltage	Watts	UPC
LPXC25	2 Heads, Univ. Red and Green, Remote Cap.	White	2-9W INC Heads	25 ft.	120/277V	3.2 W at 277 V	080083770922

CHX Series  
EXIT SIGNAGE

- Chicago code compliant exits are ideal for general purpose applications
- Extensive range of field-installed accessories and choice of faces
- Lens installs from side of fixture for convenient maintenance
- Steel canopy allows ceiling or end mounting
- Rear universal pattern knockouts for direct mounting to jbox



Catalog Number	Description	Finish	Replaces	Coverage	Voltage	Watts	UPC
CHX61	AC Powered, Steel	White	2-12 W INC Heads	N/A	120/277V	3	080083574629
CHX70	Self Powered, Steel	White	2-12 W INC Heads	N/A	120/277V	3	080083576753
CHX71	Self Powered, Steel	White	2-12 W INC Heads	N/A	120/277V	3	080083567614
CHXC71	Self Powered Combo Unit, Steel	White	2-12 W INC Heads	60 ft.	120/277V	3.6	080083771271

SCX Complete Edge Lit Exit  
EXIT SIGNAGE

- Universal mount: surface ceiling, wall, end mount, recessed ceiling and wall mount
- Pivot housing for sloped ceiling or back wall mount
- Single-sided clear and double-sided mirror lens panels included
- Bright red or green LED sources
- Battery backup models provide 90 minutes of emergency run time



Catalog Number	Description	Finish	Replaces	Coverage	Voltage	Watts	UPC
SCX70R	Self Powered, Red Aluminum	Satin Aluminum	N/A	N/A	120/277V	3.14	080083277704
SCX70G	Self Powered, Green Aluminum	Satin Aluminum	N/A	N/A	120/277V	2.94	080083277728

XR Series  
EMERGENCY LIGHTING

- Emergency light with minimum of 90 minutes runtime; Chicago and New York City compliant
- 20-gauge sheet metal housing; heads are fully adjustable and 300 lumens each
- Designed to reduce egress system cost and maintenance and improve reliability
- Proprietary adjustable AccuLED Optics™; No maintenance nickel cadmium battery
- External battery disconnect and EZ Hang feature reduces installation time and cost



Catalog Number	Description	Finish	Replaces	Coverage	Voltage	Watts	UPC
XR6C-LED	Steel, NiCad	White	2-12W INC Heads	60 ft.	120-277V	1.7	080083753215

EBP Series  
EMERGENCY BATTERY PACKS

- LED Battery Pack automatically switches to emergency mode when AC power fails
- Maintains illumination of a fixture for a minimum of 90 minutes
- UL 924 classified for field retrofit installation
- Labor savings self-diagnostics available in SD models



LED Emergency Battery Pack



Fluorescent Emergency Battery Pack

Catalog Number	Description	Voltage	Watts	UPC
EBPLED7W	LED Emergency Battery Pack	120/277V	7	080083289844
EBPLED14W	LED Emergency Battery Pack	120/277V	14	080083289868



Compact Design. Value Focused. ▶▶▶

All-Pro offers a broad line of compact and affordable LED emergency lighting fixtures designed for commercial and industrial applications.

APEL Series  
EMERGENCY LIGHTING

- Emergency light with a minimum of 90 minutes of run time
- No maintenance nickel cadmium battery
- Fully adjustable LED heads maximizes design flexibility
- Components are injection-molded, high impact thermoplastic
- Universal jbox mounting pattern and snap-fit housing



Catalog Number	Description	Finish	Replaces	Coverage	Voltage	Watts	UPC
APEL	2 Head, NiCad	White	2-5.4W INC Heads	17 ft.	120/277V	0.47W at 277V	080083566501

\*Egress coverage with APELH2 + remote head units.

AP2SQLED30 Series  
EMERGENCY LIGHTING

- Next generation square head emergency light
- Provides up to 30 feet of egress coverage for 90 minutes
- Each adjustable square head outputs 80 lumens
- No maintenance nickel cadmium battery
- Universal jbox mounting pattern and snap-fit polycarbonate housing



Catalog Number	Description	Finish	Replaces	Coverage	Voltage	Watts	UPC
AP2SQLED30	2 Head, NiCad 30' Egress	White	2-9W INC Heads	30 ft.	120/277V	2 at 277V	080083264285

APWR Series  
EMERGENCY LIGHTING

- Emergency lighting remote heads unit; Allows for 17 feet of emergency egress coverage
- Adjustable heads adjust 80° from vertical with 358° rotation
- Wet location listed and can be used indoors or outdoors
- Injection-molded thermoplastic material
- Universal mounting plate; Flame-resistant and impact-resistant



Catalog Number	Description	Finish	Replaces	Coverage	Voltage	Watts	UPC
APWR2	Remote Emergency Lamps, 2 Heads	White	2-5.4W INC. Heads	17 ft.	3.6V	1W	080083608584

APX Series  
EXIT SIGNAGE

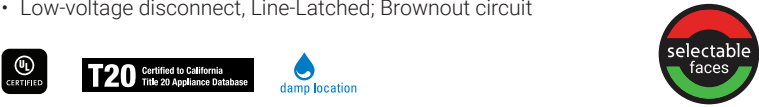
- Economical LED exit sign for general purpose applications
- Durable, injection-molded, thermoplastic material resists discoloration
- Field-Selectable red or green LEDs and faces
- Universal configurations (single and double-face); Universal mounting (ceiling, wall and end)



Catalog Number	Description	Finish	Voltage	Watts	UPC
APX7RG	Self Powered, Unv. Red/Green	White	120/277V	1.05W at 277V	080083281107

APC Combo Series  
EMERGENCY LIGHTING

- Economical LED combo unit; Exit and LED emergency lighting heads
- Durable, injection-molded, thermoplastic material resists discoloration
- Field-Selectable red or green LEDs and faces
- Universal configurations (single and double-face); Universal mounting (ceiling, wall and end)
- Low-voltage disconnect, Line-Latched; Brownout circuit



Catalog Number	Description	Finish	Replaces	Coverage	Voltage	Watts	UPC
APC7RG	2 Heads, Unv. Red/Green	White	2-5.4W Inc. Heads	17 ft.	120/277V	4.04W at 277V	080083280827

Catalog Number	Description	Finish	Replaces	Coverage	Voltage	Watts	UPC
APCH7RG	2 Heads, Unv. Red/Green, Remote Cap.	White	4-5.4W Inc. Heads	34 ft.*	120/277V	3.79W at 277V	080083280865
APC7RGSQ30	2 Sq. Heads, Unv. Red/Green	White	2 - 10W Inc. Heads	30 ft	120/277V	1.2W at 277V	080083296859
APCH7RGSQ30	2 Sq. Heads, Unv. Red/Green, Remote Cap.	White	2 - 10W Inc. Heads	47 ft*	120/277V	1.2W at 277V	080083296873

\*Egress coverage with APCH + Remote head units.

Durable Design. Built-to-Last. ▶▶▶

AtLite offers durable and dependable emergency lighting and exits for commercial and industrial applications that are also approved for the New York City market.

RCS Combo Series  
EXIT SIGNAGE

- New York City compliant LED combo exit sign
- Heavy-duty, 20-gauge steel housing and face plate provides durability
- Energy-efficient, long-life LED's; illuminated by field-replaceable LED strip
- Single or double face with maximum of three heads for ultimate flexibility



Catalog Number	Description	Finish	Replaces	Voltage	Watts	UPC
RCS182LED	Steel Combo, 1 Face, 2 Heads	White	2 12W INC. Heads	120/277V	N/A	080083574322
RCS183LED	Steel Combo, 1 Face, 3 Heads	White	3 12W INC. Heads	120/277V	N/A	080083574308
RCS282LED	Steel Combo, Double Face, 2 Heads	White	2 12W INC. Heads	120/277V	N/A	080083574315
RCS283LED	Steel Combo, Double Face, 3 Heads	White	3 12W INC. Heads	120/277V	N/A	080083574292

Rival RXS Series  
EXIT SIGNAGE

- New York City compliant steel LED exit sign
- Heavy-duty, 20-gauge steel housing with canopy
- Energy-efficient, long-life LED's; illuminated by field-replaceable LED strip
- Universal configurations (single- and double-face); Universal mounting (ceiling, wall and end)



Catalog Number	Description	Finish	Voltage	Watts	UPC
RXSN8RU	Steel Exit, Self Powered, Univ. Face	White	120/277V	5	080083634576

REL Series  
EMERGENCY LIGHTING

- New York City compliant steel LED emergency light
- Heavy-duty, 20-gauge steel housing and face plate for maximum durability
- Long-lasting, high-efficiency LED heads; maintenance-free nickel cadmium battery
- Brownout protection; low-voltage disconnect



Catalog Number	Description	Finish	Replaces	Voltage	Watts	UPC
10REL36-LED42	Steel Emergency Light, 2 Heads, 2 Remotes	White	2 9W INC. Heads	120/277V	5	080083574353
10REL72-LED83	Steel Emergency Light, 3 Heads, 5 Remotes	White	2 9W INC. Heads	120/277V	5	080083574339

ATLEMINI Series  
EMERGENCY LIGHTING


- New York City compliant LED emergency light with 90 minutes of run time
- Jbox and conduit knockouts for easy installation; wall or ceiling mount applications
- Long-lasting, energy-efficient LED heads; maintenance-free nickel cadmium battery
- Available with two or three 80 lumen rotatable heads



Catalog Number	Description	Finish	Replaces	Coverage	Voltage	Watts	UPC
ATLEMINI-2H	Steel Emergency Light, 2 Heads	White	5.4 W INC	18 ft.	120-277V	0.78 W	080083836079

AUX Edge-Lit Exit Series  
EXIT SIGNAGE

- Edge-Lit Exit allows seamless presence in architecturally significant surroundings
- Labor savings self-diagnostics, New York City compliant
- Universal mounting; Universal Lens (clear, mirror, white and single- and double-sided)
- Ordering and installation simplified as all housing and lens options are included



Catalog Number	Description	Finish	Voltage	Watts	UPC
AUXSSD	Unv. Self Powered, Self-Diag.	Silver	120/277V	1.1 at 277 V	080083703296
AUXSSD6	Unv. Edge Lit, Self Powered	Silver	120/277V	0.9/1.1W	080083718115
AUXSSD-SP PACK	Unv. Self Powered, Self-Diag., Single Pack	Silver	120/277V	1.1 at 277 V	080083848669

ACX Complete Edge Lit Exit  
EXIT SIGNAGE

- Surface ceiling, wall, end mount, recessed ceiling and wall mount
- Pivot housing for sloped ceiling or back wall mount
- NYC Compliant 8" letter single-sided clear and double-sided mirror lens panels included
- Battery backup models provide 90 minutes of emergency run time
- NFPA approved field installable directional chevrons included



Catalog Number	Description	Finish	Replaces	Coverage	Voltage	Watts	UPC
ACXN0R	Self Powered, Aluminum	Satin Aluminum	N/A	N/A	120/277 V	3.14	080083277742





Wall Mounts  
p. 59, 62-63



Floodlight  
p. 60, 64-65



Ceiling Mount  
p. 60



Area/Site  
p. 63, 65-66

# LUMARK & LUMARK AP OUTDOOR LED LUMINAIRES

Lumark brands offer a wide selection of high-quality product solutions that provide market-leading ease of installation, superior area safety, and maximum energy savings in commercial and industrial spaces.

## LUMARK AP WALL MOUNTS

Lumark AP provides high-value outdoor lighting products that are in stock and supported with decades of experience and expertise in the industry.



## ASWP Adjustable Slim Wall Pack Luminaire WALL MOUNT

- Adjustable slim wall pack available in small and medium sizes
- 3-color selectable CCT: 3000K, 4000K, 5000K; 70CRI
- Lumen packages range from 2,100-10,200 lumens
- Internal toggle switches to easily adjust luminaire CCT and lumens
- Integrated button type photocontrol for dusk-to-dawn operation



Catalog Number	Description	Finish	Replaces	Selectable CCT	Voltage	Selectable Lumens	Watts	UPC	DLC Product ID
ASWPLED1S	Small LED Wall Pack	Bronze	155W HID	3000K-5000K	120-347V	2,000-4,000	15-30W	080083265169	<b>S-YWC5DG</b>
ASWPLED2S	Medium LED Wall Pack	Bronze	375W HID	3000K-5000K	120-347V	5,000-10,000	40-75W	080083265183	<b>S-9DIVKW</b>

Note: DLC Premium items are noted in bold.

## WPM Wall Pack Luminaire WALL MOUNT

- LED wall pack available with selectable configurations
- Die-cast aluminum housing with hinged, removable die-cast aluminum door
- Heat and impact resistant borosilicate glass lens
- Energy and maintenance savings up to 89%
- Ideal for pathway illumination, building entrances, vehicle ramps, schools, tunnels, stairways and loading docks



Catalog Number	Description	Finish	Replaces	Selectable CCT	Voltage	Selectable Lumens	Watts	UPC	DLC Product ID
WPMLED15S	Medium LED Wall Pack	Bronze	150W HID	3000K-5000K	120-347V	3,977-7,535	29-59	080083176144	PLAP4BWH9V52
WPMLED25S	Medium LED Wall Pack	Bronze	250W HID	3000K-5000K	120-347V	9,779-12,829	72-101	080083176168	PLCDOB65Z8EN



LUMARK AP FLOODLIGHT | CEILING MOUNT

LSF Selectable Flood Luminaire  
FLOODLIGHT

- Available in 3 housing sizes and multiple lumen packages
- 3-color selectable CCT: 3000K, 4000K, 5000K; 70CRI
- Lumen packages ranging from 1,700-20,000 lumens
- Knuckle, slipfitter, trunnion and yoke mounting types
- Integrated button type photocontrol for dusk-to-dawn operation



Catalog Number	Description	Finish	Replaces	Selectable CCT	Voltage	Selectable Lumens	Watts	UPC	DLC Product ID
LSF25-KN-PC	Knuckle Mount, Photocontrol	Bronze	155W HID	3000K-5000K	120-347V	1,700-4,000	11-25W	080083267705	<b>S-W43YTM</b>
LSF65-KN-PC	Knuckle Mount, Photocontrol	Bronze	375W HID	3000K-5000K	120-347V	5,000-10,000	25-65W	080083267729	<b>S-5HK1XN</b>
LSF120-SF-PC	Slipfitter Mount, Photocontrol	Bronze	450W HID	3000K-5000K	120-347V	9,000-20,000	50-120W	080083267743	<b>S-M4YHAF</b>
LSF25-YK-PC	Yoke Mount, Photocontrol	Bronze	155W HID	3000K-5000K	120-347V	1,700-4,000	11-25W	080083267767	<b>S-W43YTM</b>
LSF65-YK-PC	Yoke Mount, Photocontrol	Bronze	375W HID	3000K-5000K	120-347V	5,000-10,000	25-65W	080083267781	<b>S-5HK1XN</b>
LSF120-TR-PC	Trunnion Mount, Photocontrol	Bronze	450W HID	3000K-5000K	120-347V	9,000-20,000	50-120W	080083267804	<b>S-M4YHAF</b>

Note: DLC Premium items are noted in bold.

CLCS Canopy Luminaire  
CEILING MOUNT

- LED canopy available with fixed output or selectable configurations
- 3-color selectable CCT: 3000K, 4000K, 5000K
- High-performance, energy-efficient illumination
- Energy and maintenance savings up to 86% versus HID solutions
- Ideal for new or existing spaces including bank, retail, drive-thru, covered sidewalks and hospital entryways



Selectable CCT & Lumens

Catalog Number	Description	Finish	Replaces	Selectable CCT	Voltage	Selectable Lumens	Watts	UZPC	DLC Product ID
CLCS17S	Small LED Canopy	Bronze	175W HID	3000K-5000K	120-277V	5,323-7,939	39-56	080083160006	P5MUAJIY, P5S4B75K
CLCS17S-PC	Small LED Canopy	Bronze	175W HID	3000K-5000K	120-277V	5,323-7,939	39-56	080083159727	P5MUAJIY
CLCS40S	Large LED Canopy	Bronze	400W HID	3000K-5000K	120-277V	12,614-17,427	91-123	080083160020	PUT80LSK, PPEWK64B

Dedicated CCT & Lumens

Catalog Number	Description	Finish	Replaces	CCT	Voltage	Lumens	Watts	UPC	DLC Product ID
CLCS15	Small LED Canopy	Bronze	150W HID	4000K	120-277V	5,671	39	080083161003	PAVO9EAO
CLCS17	Small LED Canopy	Bronze	175W HID	4000K	120-277V	7,956	56	080083161041	P3KXJQWI

LUMARK AP AREA/SITE

LAS Luminaire  
AREA/SITE

- Automatic dusk-to-dawn area lighting with included twistlock photocontrol
- 10-position, Field-Selectable lumens across 2 die-cast aluminum housing sizes
- Energy and maintenance savings up to 79% versus HID solutions up to 79%
- Pole mount arm or adjustable slipfitter mounting arm included
- Ideal for parking lots, walkways, building areas and other outdoor areas



Catalog Number	Description	Finish	Replaces	CCT	Voltage	Selectable Lumens	Watts	UPC	DLC Product ID
LAS45S-T3	T3 Distr., Adjustable Slipfitter Arm	Bronze	450W HID	4000K	120-277V	4,900-20,000	30-153	080083155804	<b>P1T4HG08</b>
LAS45P-T3	T3 Distr., Pole Mount Arm	Bronze	450W HID	4000K	120-277V	4,900-20,000	30-153	080083248360	<b>P1T4HG08</b>
LAS45S-T4	T4 Distr., Adjustable Slipfitter Arm	Bronze	450W HID	4000K	120-277V	4,900-20,000	30-153	080083155828	<b>PJZT423</b>
LAS45P-T4	T4 Distr., Pole Mount Arm	Bronze	450W HID	4000K	120-277V	4,900-20,000	30-153	080083248384	<b>PJZT423</b>
LAS45S-T5	T5 Distr., Adjustable Slipfitter Arm	Bronze	450W HID	4000K	120-277V	4,900-20,000	30-153	080083155842	<b>PW39PQB3</b>
LAS45P-T5	T5 Distr., Pole Mount Arm	Bronze	450W HID	4000K	120-277V	4,900-20,000	30-153	080083248704	<b>PW39PQB3</b>
LAS100S-T3	T3 Distr., Adjustable Slipfitter Arm	Bronze	1,000W HID	4000K	120-277V	8,200-34,000	48-251	080083155866	<b>PP8AW4F5</b>
LAS100P-T3	T3 Distr., Pole Mount Arm	Bronze	1,000W HID	4000K	120-277V	8,200-34,000	48-251	080083248780	<b>PP8AW4F5</b>
LAS100S-T4	T4 Distr., Adjustable Slipfitter Arm	Bronze	1,000W HID	4000K	120-277V	8,200-34,000	48-251	080083155880	<b>POCHU9AS</b>
LAS100P-T4	T4 Distr., Pole Mount Arm	Bronze	1,000W HID	4000K	120-277V	8,200-34,000	48-251	080083248803	<b>POCHU9AS</b>
LAS100S-T5	T5 Distr., Adjustable Slipfitter Arm	Bronze	1,000W HID	4000K	120-277V	8,200-34,000	48-251	080083155903	<b>PMUFIF4F</b>
LAS100P-T5	T5 Distr., Pole Mount Arm	Bronze	1,000W HID	4000K	120-277V	8,200-34,000	48-251	080083248827	<b>PMUFIF4F</b>

Note: DLC Premium items are noted in bold.





LUMARK WALL MOUNTS

Lumark combines value-engineered, specification-grade lighting features with market-leading retrofit installation solutions, to enable contractors to get on and off the job quickly and deliver superior illumination coverage.



AXC Axcent Luminaire WALL MOUNT

- Full cutoff and refractive LED lens models available in small or large
- Hook-N-Lock mechanism for quick, easy installation
- Die-cast aluminum construction with energy-efficient illumination
- Gasketed housing and sealed optical compartment making impervious to contaminants
- Ideal for pathway illumination and floodlighting applications




Catalog Number	Description	Finish	Replaces	CCT	Voltage	Lumens	Watts	UPC	DLC Product ID
AXCS1A	Small Full Cutoff	Carbon Bronze	70W HID	4000K	120-277V	1,806	14	080083887965	<b>S-3SJYCL</b>
AXCS2A	Small Full Cutoff	Carbon Bronze	100W HID	4000K	120-277V	2,561	21	080083887989	<b>S-0Y08BE</b>
AXCS3A	Small Full Cutoff	Carbon Bronze	150W HID	4000K	120-277V	3,537	27	080083888009	<b>S-H7120V</b>
AXCS4A	Small Full Cutoff	Carbon Bronze	250W HID	4000K	120-277V	5,520	44	080083888023	<b>PI16J9U0</b>
AXCS4ARL	Small Refractive Lens	Carbon Bronze	250W HID	4000K	120-277V	5,858	44	080083888030	<b>PPXSGJ9K, PCFKRFBV</b>
AXCS5A	Small Full Cutoff	Carbon Bronze	320W HID	4000K	120-277V	6,300	52	080083888047	<b>PCPDYSZM</b>
AXCL6A	Large Full Cutoff	Carbon Bronze	320W HID	4000K	120-277V	7,594	56	080083811564	<b>PLXS8Y3B</b>
AXCL6ARL	Large Refractive Lens	Carbon Bronze	320W HID	4000K	120-277V	7,809	56	080083811649	<b>PZXNXUOI</b>
AXCL8A	Large Full Cutoff	Carbon Bronze	400W HID	4000K	120-277V	9,696	72	080083811588	<b>PG4TJNY3</b>
AXCL8ARL	Large Refractive Lens	Carbon Bronze	400W HID	4000K	120-277V	9,970	72	080083811663	<b>PBA84MB6</b>
AXCL10A	Large Full Cutoff	Carbon Bronze	400W HID	4000K	120-277V	13,283	102	080083811601	<b>P5X06GE7</b>
AXCL12A	Large Full Cutoff	Carbon Bronze	450W HID	4000K	120-277V	16,823	123	080083811625	<b>PD1N4D39</b>

Note: DLC Premium items are noted in bold.

AXC Back Box Accessory

Catalog Number	Description	Finish	UPC
BB/AXC	Back Box	Carbon Bronze	080083160709
BB/AXC-PC	Back Box with Photocontrol	Carbon Bronze	080083160723

- Features
- Lumen Select pack allows installer to reduce the light output to 75 or 50%
- Integrated photocontrol provides maximum energy savings while leveraging
- Four 1/2" NPT conduit entry points for surface mounted conduit
- Single die-cast aluminum back box to simultaneously accommodate Axcent small and large housings



LUMARK WALL MOUNTS | AREA/SITE

XTOR Crosstour Luminaire WALL MOUNT

- Architectural style with super bright, energy-efficient LEDs
- Low-profile, rugged die-cast aluminum construction and stainless steel hardware
- Universal back box with sealed and gasketed optical compartment
- Wall, surface, post, bollard, low-level, inverted, floodlight mounting
- Ideal for multi-use facilities, pathway illumination and building entrances



Catalog Number	Description	Finish	Replaces	CCT	Voltage	Lumens	Watts	UPC	DLC Product ID
XTOR1B	Small Full Cutoff	Carbon Bronze	70W HID	5000K	120-277V	1,418	12	080083777969	PRVAZAR
XTOR2B	Small Full Cutoff	Carbon Bronze	100W HID	5000K	120-277V	2,135	18	080083778225	PGP4FYV3
XTOR3B	Small Full Cutoff	Carbon Bronze	150W HID	5000K	120-277V	2,751	26	080083778041	PWFZHYJH
XTOR4B	Medium Full Cutoff	Carbon Bronze	250W HID	5000K	120-277V	4,269	38	080083778003	PUJ1NXGY
XTOR6B	Large Full Cutoff	Carbon Bronze	320W HID	5000K	120-277V	6,129	58	080083774807	S-X7BH39
XTOR6B-PC1	Large Full Cutoff with Photocontrol	Carbon Bronze	320W HID	5000K	120-277V	6,129	58	080083774845	S-X7BH39
XTOR6BRL	Large Refractive Lens	Carbon Bronze	320W HID	5000K	120-277V	6,225	58	080083774821	N/A
XTOR8B	Large Full Cutoff	Carbon Bronze	400W HID	5000K	120-277V	8,502	81	080083774814	P5557CRH
XTOR8B-PC1	Large Full Cutoff with Photocontrol	Carbon Bronze	400W HID	5000K	120-277V	8,502	81	080083774869	P5557CRH
XTOR8BRL	Large Refractive Lens	Carbon Bronze	400W HID	5000K	120-277V	8,635	81	080083774852	N/A



CTKR Caretaker Luminaire AREA/SITE

- Rugged die-cast housing for durability in security applications
- Uniform distribution with excellent vertical illumination for maximum light coverage
- Wall/pole-mount bracket and integral slipfitter for versatility in mounting
- Versatile universal mounting plate allows quick and easy installation
- Low-cost, low-maintenance solution for residential street lighting, perimeter area lighting, parking areas, loading platforms, boat docks, access drives or pathways



Catalog Number	Description	Finish	Replaces	CCT	Voltage	Lumens	Watts	UPC	DLC Product ID
CTKRV1B	Area site with PC, UNV Mount Arm	Raw	150W HID	4000K	120-277V	4,515	29	080083865390	<b>P9G7NN3C</b>
CTKRV2B	Area site with PC, UNV Mount Arm	Raw	175W HID	4000K	120-277V	7,110	50	080083865406	<b>PRSAJP8E</b>
CTKRV3B	Area site with PC, UNV Mount Arm	Raw	250W HID	4000K	120-277V	9,741	71	080083865413	<b>P3P0FHML</b>

Note: DLC Premium items are noted in bold.

Accessories

Catalog Number	Description	Finish	UPC
SR-CARETAKER	Small Acrylic Refractor	Clear	080083777969



PRV Prevail Luminaire  
AREA/SITE

- Provides a new level of performance, versatility and value
- Low-profile, architectural design with a die-cast aluminum housing
- Versatile mount arm includes multiple drill patterns, round and square poles
- Simple retrofit installation; Reduces installation time and provides labor savings
- Ideal for general area lighting such as parking lots, walkways, roadways and building areas



Catalog Number	Description	Finish	Replaces	CCT	Voltage	Lumens	Watts	UPC	DLC Product ID
PRVS-C25-UNV-T3	T3 Distr., STD Arm Mount	Bronze	250W HID	4000K	120-277V	13,183	96	080083897308	<b>S-43K2M0</b>
PRVS-C25-UNV-T4	T4 Distr., STD Arm Mount	Bronze	250W HID	4000K	120-277V	13,140	96	080083897322	<b>S-CXYVFA</b>
PRVS-C40-UNV-T3	T3 Distr., STD Arm Mount	Bronze	400W HID	4000K	120-277V	17,144	131	080083897346	<b>S-YEWL3K</b>
PRVS-C40-UNV-T4	T4 Distr., STD Arm Mount	Bronze	400W HID	4000K	120-277V	17,087	131	080083897360	<b>S-L5W8VA</b>
PRVS-C60-UNV-T3	T3 Distr., STD Arm Mount	Bronze	450W HID	4000K	120-277V	20,050	153	080083897384	<b>S-NS95Z4</b>
PRVS-C60-UNV-T4	T4 Distr., STD Arm Mount	Bronze	450W HID	4000K	120-277V	19,984	153	080083897421	<b>S-RAGPH4</b>

Note: DLC Premium items are noted in bold.

NFFLD Night Falcon Luminaire  
FLOODLIGHT

- Cost-effective LED floodlight available in medium or large sizes
- Precision engineered and high-efficiency optics delivers superior uniformity
- Compact, robust die-cast aluminum housing, driver compartment and door
- 6H x 6V NEMA wide distribution
- Ideal for area lighting for security, building facade and signage



Catalog Number	Description	Finish	Replaces	CCT	Voltage	Lumens	Watts	UPC	DLC Product ID
NFFLD-S-C15-T-UNV	Small, Trunnion	Carbon Bronze	150W HID	4000K	120-277V	5,797	51	080083760275	P07DFEU0
NFFLD-S-C15-KNC-UNV	Small, Knuckle	Carbon Bronze	150W HID	4000K	120-277V	5,797	51	080083760268	P07DFEU0
NFFLD-C25-S	Medium, Slipfitter	Carbon Bronze	250W HID	4000K	120-277V	10,530	85	080083801244	P5JBKNFS
NFFLD-C25-T	Medium, Trunnion	Carbon Bronze	250W HID	4000K	120-277V	10,530	85	080083801220	P5JBKNFS
NFFLD-C40-S	Medium, Slipfitter	Carbon Bronze	400W HID	4000K	120-277V	16,932	128	080083801206	<b>PCHBI5F8</b>
NFFLD-C40-T	Medium, Trunnion	Carbon Bronze	400W HID	4000K	120-277V	16,932	128	080083801183	<b>PCHBI5F8</b>
NFFLD-L-C100-S	Large, Slipfitter	Carbon Bronze	1,000W HID	4000K	120-277V	33,941	252	080083800889	<b>P53SWTBG</b>
NFFLD-L-C100-T	Large, Trunnion	Carbon Bronze	1,000W HID	4000K	120-277V	33,941	252	080083800902	<b>P53SWTBG</b>

Note: DLC Premium items are noted in bold.

NHR Night Harrier  
FLOODLIGHT

- Cutting edge innovated design offering years of maintenance-free service
- 3-color selectable CCT: 3000K, 4000K, 5000K
- Lumen packages ranging from 5,500-43,000 lumens
- Slipfitter and trunnion mounting types
- Ideal for area lighting such as facade, wall washing, building and sign lighting



Catalog Number	Description	Finish	Replaces	Selectable CCT	Voltage	Selectable Lumens	Watts	UPC	DLC Product ID
NHRS50UT	500W Trunnion Mount	Bronze	70W to 500W HID	3000K-5000K	120-277V	5,500-22,000	40-155W	080083283903	Pending
NHRS50US	500W Slipfitter Mount	Bronze	70W to 500W HID	3000K-5000K	120-277V	5,500-22,000	40-155W	080083283910	Pending
NHRS50HT	500W Trunnion Mount	Bronze	70W to 500W HID	3000K-5000K	347-480V	5,500-22,000	40-155W	080083283927	Pending
NHRS50HS	500W Slipfitter Mount	Bronze	70W to 500W HID	3000K-5000K	347-480V	5,500-22,000	40-155W	080083283934	Pending
NHRS50UT-BPC	500W Trunnion Mount, Photocontrol	Bronze	70W to 500W HID	3000K-5000K	120-277V	5,500-22,000	40-155W	080083283941	Pending
NHRS50US-BPC	500W Slipfitter Mount, Photocontrol	Bronze	70W to 500W HID	3000K-5000K	120-277V	5,500-22,000	40-155W	080083283958	Pending
NHRS100UT	1000W Trunnion Mount	Bronze	500W-1000W HID	3000K-5000K	120-277V	23,000-43,000	40-155W	080083296965	Pending
NHRS100US	1000W Slipfitter Mount	Bronze	500W-1000W HID	3000K-5000K	120-277V	23,000-43,000	40-155W	080083296972	Pending
NHRS100HT	1000W Trunnion Mount	Bronze	500W-1000W HID	3000K-5000K	347-480V	23,000-43,000	40-155W	080083296989	Pending
NHRS100HS	1000W Slipfitter Mount	Bronze	500W-1000W HID	3000K-5000K	347-480V	23,000-43,000	40-155W	080083296996	Pending





TGS Series – Twin Head  
SECURITY FLOODLIGHT

- Three different brightness levels using Lumen Select Technology
- Durable die-cast aluminum square head with UV resistant lens
- Easy install to wall or eave mounting, with integrated easy connector
- Switch activated, Dusk-to-Dawn, and motion activated models available
- Ideal for security lighting in residential and commercial applications



Catalog Number	Description	Finish	Replaces	CCT	Voltage	Selectable Lumens	Watts	UPC
TGS2S402FRRB	Twin Head Round	Bronze	180W INC	4000K	120V	1,500-2,500	22	080083913053
TGS2S402FRRW	Twin Head Round	White	180W INC	4000K	120V	1,500-2,500	22	080083913374
TGS2S402DRRB	Twin Head Round, D2D	Bronze	180W INC	4000K	120V	1,500-2,500	22	080083913435
TGS2S402DRRW	Twin Head Round, D2D	White	180W INC	4000K	120V	1,500-2,500	22	080083913459
TGS2S402MRRB	Twin Head Round, Motion	Bronze	180W INC	4000K	120V	1,500-2,500	22	080083913510
TGS2S402MRRW	Twin Head Round, Motion	White	180W INC	4000K	120V	1,500-2,500	22	080083913534

TGS Series – Triple Head  
SECURITY FLOODLIGHT

- Three different brightness levels using Lumen Select Technology
- Durable die-cast aluminum square head with UV resistant lens
- Easy install to wall or eave mounting, with integrated easy connector
- Switch activated, Dusk-to-Dawn, and motion activated models available
- Ideal for security lighting in residential and commercial applications



Catalog Number	Description	Finish	Replaces	CCT	Voltage	Selectable Lumens	Watts	UPC
TGS3S403FRRW	Triple Head Round	White	270W INC	4000K	120V	2,000-3,000	27	080083913619
TGS3S403DRRB	Triple Head Round, D2D	Bronze	270W INC	4000K	120V	2,000-3,000	27	080083913671
TGS3S403DRRW	Triple Head Round, D2D	White	270W INC	4000K	120V	2,000-3,000	27	080083913695

TGS Series – Single Head High Output  
SECURITY FLOODLIGHT

- Three different brightness levels using Lumen Select Technology
- Durable die-cast aluminum square head with UV resistant lens
- Easy install to wall or eave mounting, with integrated easy connector
- Switch activated, Dusk-to-Dawn, and motion activated models available
- Ideal for security lighting in residential and commercial applications



Catalog Number	Description	Finish	Replaces	CCT	Voltage	Selectable Lumens	Watts	UPC
TGS5S401DSCB	Single Head High Output Square, D2D	Bronze	175W Metal halide	4000K	120-277V	2,700-5,800	50	080083256013
TGS5S401MSCW	Single Head High Output Square, Motion	White	175W Metal halide	4000K	120-277V	2,700-5,800	50	080083260065

VT Series  
VAPOR PROOF

- LED or incandescent options available
- Durable die-cast aluminum housing and cage provides protection against vandalism
- Vapor tight IP65 rating protects against dust and moisture
- Versatile mounting options – Wall, Ceiling and Post
- Frosted glass lens provides smooth and even light distribution



Catalog Number	Description	Finish	Replaces	CCT	Voltage	Lumens	Watts	UPC
VT100G	100W Incandescent Vapor Tight	Raw	N/A	2700K	120V	1,600	100	080083757879
VT0840L	800 Lumen, 4000K, LED Vapor Tight	Raw	60W INC	4000K	120-277V	800	9	044427550113

ESF Series  
SECURITY FLOODLIGHT

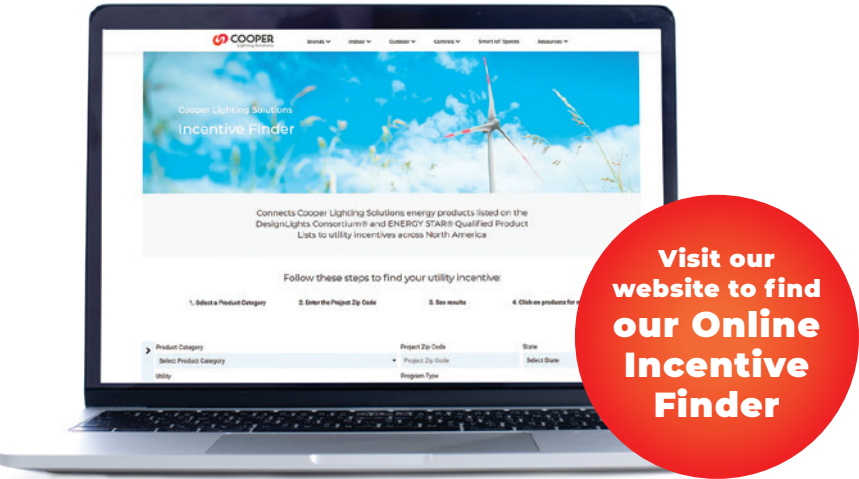
- Sleek wrap-around lens design – enhanced aesthetics and low glare
- Two lumen packages available; 1400 and 2400 lumens in 2 color finishes
- Switch activated, Dusk-to-Dawn, and motion activated models available
- 50,000 hour lifespan, Wet Location rated and non-corrosive polycarbonate housing



Catalog Number	Description	Finish	Replaces	CCT	Voltage	Lumens	Watts	UPC	Energy Star ID
ESF1A4FB	Twin Head Floodlight (1,400 Lumens)	Bronze	90W INC	4000K	120V	1,400	15	080083146000	N/A
ESF1A4FW	Twin Head Floodlight (1,400 Lumens)	White	90W INC	4000K	120V	1,400	15	080083146024	N/A
ESF1A4DB	Twin Head Floodlight (1,400 Lumens)	Bronze	90W INC	4000K	120V	1,400	15	080083146048	N/A
ESF1A4MB	Twin Head Floodlight, Motion (1,400 Lumens)	Bronze	90W INC	4000K	120V	1,400	15	080083146086	N/A
ESF1A4MW	Twin Head Floodlight, Motion (1,400 Lumens)	White	90W INC	4000K	120V	1,400	15	080083146109	N/A
ESF2A4FB	Twin Head Floodlight (2,300 Lumens)	Bronze	180W INC	4000K	120V	2,300	24	080083146123	N/A
ESF2A4FW	Twin Head Floodlight (2,300 Lumens)	White	180W INC	4000K	120V	2,300	24	080083146147	N/A
ESF2A4DB	Twin Head Floodlight (2,300 Lumens)	Bronze	180W INC	4000K	120V	2,300	24	080083146161	N/A
ESF2A4DW	Twin Head Floodlight, D2D, (2,300 Lumens)	White	180W INC	4000K	120V	2,300	24	080083146185	N/A
ESF2A4MB	Twin Head Floodlight, Motion (2,300 Lumens)	Bronze	180W INC	4000K	120V	2,300	24	080083146208	N/A
ESF2A4MW	Twin Head Floodlight, Motion (2,300 Lumens)	White	180W INC	4000K	120V	2,300	24	080083146222	N/A

# Maximize Savings with Utility Rebates

Cooper Lighting Solutions Exclusive Utility Rebate Incentive Finder



For details visit:  
[cooperlighting.com/global/resources/incentive-finder](http://cooperlighting.com/global/resources/incentive-finder)

## Look for the DLC, ENERGY STAR and T20 icons that identifies qualified products.

By using our Online Incentive Finder, you can search by state and zip code to find local rebates that save money and add value for your customers. For your convenience, we've identified and included the ENERGY STAR® and DLC® product ID numbers within the MarketPro catalog.

**METALUX STRIP LIGHTS | WRAPS**

**SLSTP Series STRIP LIGHT**

• LED strip light with aluminum end caps and mounting hardware  
• Available in 4' and 8' lengths  
• 24" long, 1" wide, 1/2" high  
• 120V, 50/60Hz, 100W  
• 1200lm, 100lm/ft  
• 1200lm, 100lm/ft  
• 1200lm, 100lm/ft

**ST Series STRIP LIGHT**

• LED strip light with aluminum end caps and mounting hardware  
• Available in 4' and 8' lengths  
• 24" long, 1" wide, 1/2" high  
• 120V, 50/60Hz, 100W  
• 1200lm, 100lm/ft  
• 1200lm, 100lm/ft  
• 1200lm, 100lm/ft

**WP Series WRAP**

• LED strip light with aluminum end caps and mounting hardware  
• Available in 4' and 8' lengths  
• 24" long, 1" wide, 1/2" high  
• 120V, 50/60Hz, 100W  
• 1200lm, 100lm/ft  
• 1200lm, 100lm/ft  
• 1200lm, 100lm/ft

**DLC Product ID**

S-LXMBTS

DLC Premium items are denoted in bold

**ENERGY STAR ID**

S-PKUOE2

**Efficiency Standards**

**T20** California Title 20 Certified LED Tier 2 Lamp

T20 icon located under the product description

Cooper Lighting Solutions has the largest portfolio of **ENERGY STAR®**-certified recessed downlights and **DesignLights® Consortium (DLC)** - qualified commercial luminaires, meeting high-quality, energy-efficient standards. See below for more information about the compliance codes and standards which identify products that qualify for utility rebates.

**DLC LISTED**

**DLC LISTED PREMIUM**

This non-profit organization drives the adoption of energy, efficiency and high-performing commercial lighting and controls products. Our products represent the broadest portfolio available.

To find which Cooper Lighting Solutions products are listed, visit [www.designlights.org/QPL](http://www.designlights.org/QPL).

**ENERGY STAR**

ENERGY STAR® is the trusted, government-backed symbol for energy efficiency helping us save money and protect the environment through energy-efficient products and practices.

Visit [www.energystar.gov](http://www.energystar.gov) for more information.

**Efficiency Standards**

**T20** California Title 20 Certified LED Tier 2 Lamp

Title 20 is a set of energy efficiency regulations established by the California Energy Commission governing various products and appliances. Products with this logo meet the energy efficiency standards set by the California Energy Commission.

For more information on Title 20, visit [www.energy.ca.gov](http://www.energy.ca.gov).

# DREAM. EXPERIMENT. PLAN.

A more powerful way to design.



## See your space in a new light with augmented reality

We've taken the guesswork out of lighting design with Light ARchitect, an augmented reality mobile app that lets you instantly visualize light fixtures in your space.

- Browse state-of-the-art light LED fixtures and choose the ones you want to see in your space
- Adjust the fixture's finish, lumen output, mounting height, color temperature and more
- Virtually turn lights on to get the full effect
- Take screenshots to share and email to clients or colleagues



Light ARchitect is free and available for iOS and Android devices

Download **Light ARchitect**



To learn how Light ARchitect has changed our customers' way of working, visit [cooperlighting.com/lightarchitect](http://cooperlighting.com/lightarchitect)



Literature, product photography, videos, case studies, logos & more!

Visit Cooperlighting.com and click on the Resources tab. The Resource Center is a central location of supportive product selection tools, inspirational images and downloadable digital resources.

				
Product Resources	Inspiration	Tools	Programs	Education
<ul style="list-style-type: none"><li>• Brochures &amp; Guides</li><li>• Spec sheets</li><li>• Installation sheets and guides</li></ul>	<ul style="list-style-type: none"><li>• Application Photography</li><li>• Product Photography &amp; Videos</li><li>• Case studies</li><li>• Logos</li></ul>	<ul style="list-style-type: none"><li>• Energy Incentive Finder</li><li>• Photometric IES</li><li>• Revit Models</li><li>• Calculators &amp; Audit Tools</li></ul>	<ul style="list-style-type: none"><li>• MarketPro</li><li>• Quick Spec</li><li>• Overstock</li></ul>	<ul style="list-style-type: none"><li>• Instructor-led Classes</li><li>• Free online courses</li><li>• Continuing education</li></ul>

Learn. Grow. Visualize.

Explore our one-stop-shop for Cooper Lighting Solutions digital tools.

Explore Our Video Library!

Visit Cooper Lighting Solutions' YouTube page to explore our ever-expanding product video library! Everything you need to know about our innovative product offering can be found here. Get the facts on newly introduced solutions, discover product benefits and watch videos on how to install them. Explore our curated playlists to easily find informative videos by industry-leading brand, market and product category.

youtube.com/cooperlightingsolutions



Stay ahead of demanding project schedules

We've consolidated all legacy quick shipment programs (i.e. Rapid Response, Quick Ship, Rapid Ship) into one program. Quick Spec is your solution for fast-moving construction projects that require quick access to information, a broad portfolio of lighting and control products plus **shipping in 10 days or less.**

Superior solutions for functionality and delivery!

**QUICK INFORMATION**  
Save time finding important information, assets, and tools for your projects.

**QUICK SOLUTIONS**  
Tap into a broad portfolio of spec grade products in one location.

**QUICK SHIPPING**  
The 10-day lead time on select products caters to fast-moving construction projects.

Look for the Quick Spec logo above the MarketPro product tables identifying qualified products.

Catalog Number	Description	Replaces Up To	Selectable CCT	Voltage	Dimensions Luminaire	Watts	UPC	SLC Product ID
LMHS-1218-UNP-L-B4030-U	Lumileds LED Surface, Medium Chassis	4-18, 3-75WGL, 1-750W MH	4000K-5000K	120-277V	13.000x16.000	85-124	080083214741	S-JFKBPT
LMHS-1824-UNP-L-B4030-U	Lumileds LED Surface, Medium Chassis	6-75WGL, 3-75L, 400W MH	4000K-5000K	120-277V	18.000x24.000	119-156	080083215625	S-24HMLJ
LMHS-2436-UNP-L-B4030-U	Lumileds LED Surface, Medium Chassis	8-75WGL, 10-75L, 750W MH	4000K-5000K	120-277V	24.000x36.000	155-246	080083216141	S-24HMB9

**CLICK HERE** to learn more about Quick Spec.

# Lighting & Controls

# STOCK PRODUCT GUIDE

## LIGHTING BRANDS

Ametrix  
AtLite  
Corelite  
Ephesus  
Fail-Safe  
HALO  
HALO Commercial  
Invue  
iO  
Iris  
Lumark  
LumarkAP  
Lumière  
McGraw-Edison  
Metalux  
MWS  
NeoRay  
Portfolio  
PrentaLux - 3D Printed Lighting  
RSA  
Shaper  
Streetworks  
Sure-Lites

## CONTROLS BRANDS

Greengate  
Fifth Light  
Intelligent Lighting Controls

## CONNECTED LIGHTING SYSTEMS AND SMART SPACES PLATFORM

WaveLinx  
Trellix Infrastructure



Cooper Lighting Solutions  
1121 Highway 74 South  
Peachtree City, GA 30269  
P: 770-486-4800  
[www.cooperlighting.com](http://www.cooperlighting.com)

Canada Sales  
5925 McLaughlin Road  
Mississauga, Ontario L5R 1B8  
P: 905-501-3000  
F: 905-501-3172

© 2025 Cooper Lighting Solutions  
All Rights Reserved  
Printed in USA  
Publication No. CA5250002  
January 2025

Cooper Lighting Solutions is a registered trademark.

All other trademarks are property of their respective owners.

Product availability, specifications, and compliances are subject to change without notice.